Steam train on a snowy viaduct

Needlepoint pattern | 143 x 234 stitches | 11 x 18 in (27.9 x 45.7 cm) on 13 mesh | 24 colors



Thread key, DMC

			stitches	yards	skeins
●	**3865**	Winter White	3,996	38	6
■	**340**	Medium Blue Violet	2,547	25	4
▲	**341**	Light Blue Violet	1,966	19	3
◆	**779**	Dark Cocoa	1,964	19	3
▼	**3861**	Light Cocoa	1,529	15	3
★	**3747**	Very Light Blue Violet	1,264	12	2
❖	**3836**	Light Grape	1,060	11	2
X	**333**	Very Dark Blue Violet	1,011	10	2
O	**3032**	Medium Mocha Brown	987	10	2
+	**967**	Very Light Apricot	812	8	2
=	**761**	Light Salmon	742	8	2
Z	**3746**	Dark Blue Violet	730	7	2
A	**890**	Ultra Dark Pistachio Green	726	7	2
V	**501**	Dark Blue Green	626	6	1
T	**3727**	Light Antique Mauve	536	6	1
N	**3860**	Cocoa	367	4	1
S	**745**	Light Pale Yellow	339	4	1
K	**310**	Black	333	4	1
E	**815**	Medium Garnet	287	3	1
C	**321**	Red	250	3	1
P	**977**	Light Golden Brown	240	3	1
U	**3821**	Straw	215	3	1
L	**300**	Very Dark Mahogany	207	2	1
2	**502**	Blue Green	186	2	1

One chart square is one tent stitch over one canvas intersection.

Cut the canvas at least 15 x 22 in (38.1 x 55.9 cm) for 13 mesh: the design and 2 in (5.1 cm) of margin on every side.

22,920 stitches in all, inside the outline: the chart is 143 x 234 at its widest and tallest. Start from the center: a red arrow above the chart marks the center column, and one to the left of it the center row. The arrows are on the pages those lines cross.

The chart is on 4 pages, each cut to what is stitched: bare canvas has no page, and a join falls on plain ground where it can. Pages 2 and 3 are turned on their side, for a part that is wider than it is tall. Where chart pages join, gray squares repeat two rows or columns. The small picture at the top of each chart page shows which part it is.

Thread: six-strand floss, 7 or 8 strands in the needle on 13 mesh (counted at 8), about 46 skeins of 8.7 yd in all. Or pearl cotton size 3, 1 strand, about 29 skeins of 16.4 yd; or tapestry wool, 1 strand, about 39 skeins of 8.7 yd; or Persian wool, 2 strands, about 32 skeins of 8 yd. Wool is numbered differently: match it by eye. Needle: tapestry, size 20.

Yards and skeins are estimates: the thread a stitch takes on the front and back of 13 mesh canvas, plus 30 percent, rounded up for each color (about 229 yards in all, as the thread lies in the needle).

Thread colors are approximate screen matches to DMC numbers. Check against real thread before you buy.

Make it a stocking: also have backing and lining fabric, cord or piping, and a loop. Finishers ask for stockings months before Christmas, and most want two extra rows all round. Ask yours before the edge, and stitch a name first. "How to finish a stocking" is a guide linked from this pattern's page.

For your own stitching, gifts and handmade pieces you sell. Do not resell or share this PDF.

Steam train on a snowy viaduct

Needlepoint pattern

Chart 1 of 4: columns 62 to 143, rows 1 to 71

This page is the dark part of the chart



Steam train on a snowy viaduct

Needlepoint pattern

Chart 2 of 4: columns 61 to 143, rows 72 to 140; gray squares repeat rows 70 and 71

This page is the dark part of the chart

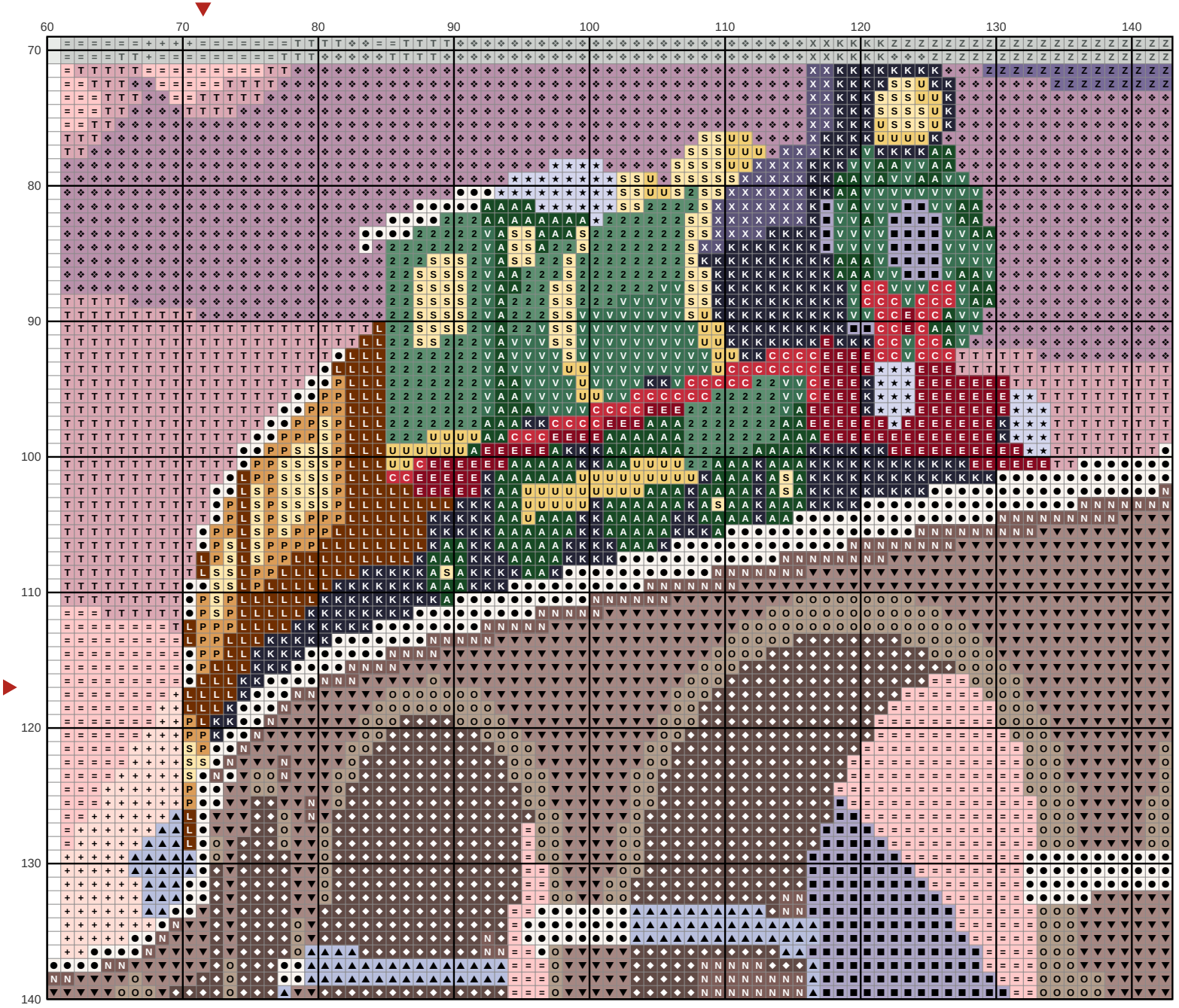

Steam train on a snowy viaduct Needlepoint pattern

Chart 3 of 4: columns 1 to 72, rows 141 to 234; gray squares repeat rows 139 and 140

This page is the dark part of the chart



Steam train on a snowy viaduct

Needlepoint pattern

This page is the dark part of the chart

Chart 4 of 4: columns 73 to 143, rows 141 to 234; gray squares repeat columns 71 and 72 and rows 139 and 140

