Teddy bear in a Christmas tree stocking

Needlepoint pattern | 143 x 234 stitches | 11 x 18 in (27.9 x 45.7 cm) on 13 mesh | 24 colors



Thread key, DMC

			stitches	yards	skeins
●	930	Dark Antique Blue	4,679	45	7
■	498	Dark Red	2,324	23	4
▲	815	Medium Garnet	1,851	18	3
◆	3820	Dark Straw	1,568	15	3
▼	319	Very Dark Pistachio Green	1,290	13	2
★	931	Medium Antique Blue	1,193	12	2
❖	437	Light Tan	1,175	12	2
X	3752	Very Light Antique Blue	1,109	11	2
O	783	Medium Topaz	862	9	2
+	163	Medium Celadon Green	783	8	2
=	434	Light Brown	734	7	2
Z	934	Black Avocado Green	620	6	1
A	321	Red	614	6	1
V	989	Forest Green	605	6	1
T	932	Light Antique Blue	595	6	1
N	738	Very Light Tan	505	5	1
S	3822	Light Straw	463	5	1
K	435	Very Light Brown	442	5	1
E	3865	Winter White	392	4	1
C	801	Dark Coffee Brown	378	4	1
P	739	Ultra Very Light Tan	216	3	1
U	3801	Very Dark Melon	208	2	1
L	368	Light Pistachio Green	200	2	1
2	3371	Black Brown	114	2	1

One chart square is one tent stitch over one canvas intersection.

Cut the canvas at least 15 x 22 in (38.1 x 55.9 cm) for 13 mesh: the design and 2 in (5.1 cm) of margin on every side.

22,920 stitches in all, inside the outline: the chart is 143 x 234 at its widest and tallest. Start from the center: a red arrow above the chart marks the center column, and one to the left of it the center row. The arrows are on the pages those lines cross.

The chart is on 4 pages, each cut to what is stitched: bare canvas has no page, and a join falls on plain ground where it can. Pages 2 and 3 are turned on their side, for a part that is wider than it is tall. Where chart pages join, gray squares repeat two rows or columns. The small picture at the top of each chart page shows which part it is.

For a name: the dashed box on the cuff is its plain part, 82 x 18 stitches, columns 62 to 143 and rows 7 to 24. The two red marks in it are its middle (between columns 102 and 103): center the name there, not under the arrow of the whole chart.

Thread: six-strand floss, 7 or 8 strands in the needle on 13 mesh (counted at 8), about 44 skeins of 8.7 yd in all. Or pearl cotton size 3, 1 strand, about 28 skeins of 16.4 yd; or tapestry wool, 1 strand, about 38 skeins of 8.7 yd; or Persian wool, 2 strands, about 31 skeins of 8 yd. Wool is numbered differently: match it by eye. Needle: tapestry, size 20.

Yards and skeins are estimates: the thread a stitch takes on the front and back of 13 mesh canvas, plus 30 percent, rounded up for each color (about 229 yards in all, as the thread lies in the needle).

Thread colors are approximate screen matches to DMC numbers. Check against real thread before you buy.

Make it a stocking: also have backing and lining fabric, cord or piping, and a loop. Finishers ask for stockings months before Christmas, and most want two extra rows all round. Ask yours before the edge, and stitch a name first. "How to finish a stocking" is a guide linked from this pattern's page.

For your own stitching, gifts and handmade pieces you sell. Do not resell or share this PDF or copies of it.

Teddy bear in a Christmas tree stocking

Needlepoint pattern

Chart 1 of 4: columns 62 to 143, rows 1 to 71

This page is the dark part of the chart



Key

- DMC 930
- DMC 498 Dark Red
- DMC 815 Medium Garnet
- DMC 3820 Dark Straw
- DMC 319
- DMC 931
- DMC 783 Medium Topaz
- DMC 163
- DMC 434 Light Brown
- DMC 934
- DMC 321 Red
- DMC 989 Forest Green
- DMC 3822 Light Straw
- DMC 3801
- DMC 368

Teddy bear in a Christmas tree stocking

Needlepoint pattern

Chart 2 of 4: columns 61 to 143, rows 72 to 140; gray squares repeat rows 70 and 71

This page is the dark part of the chart

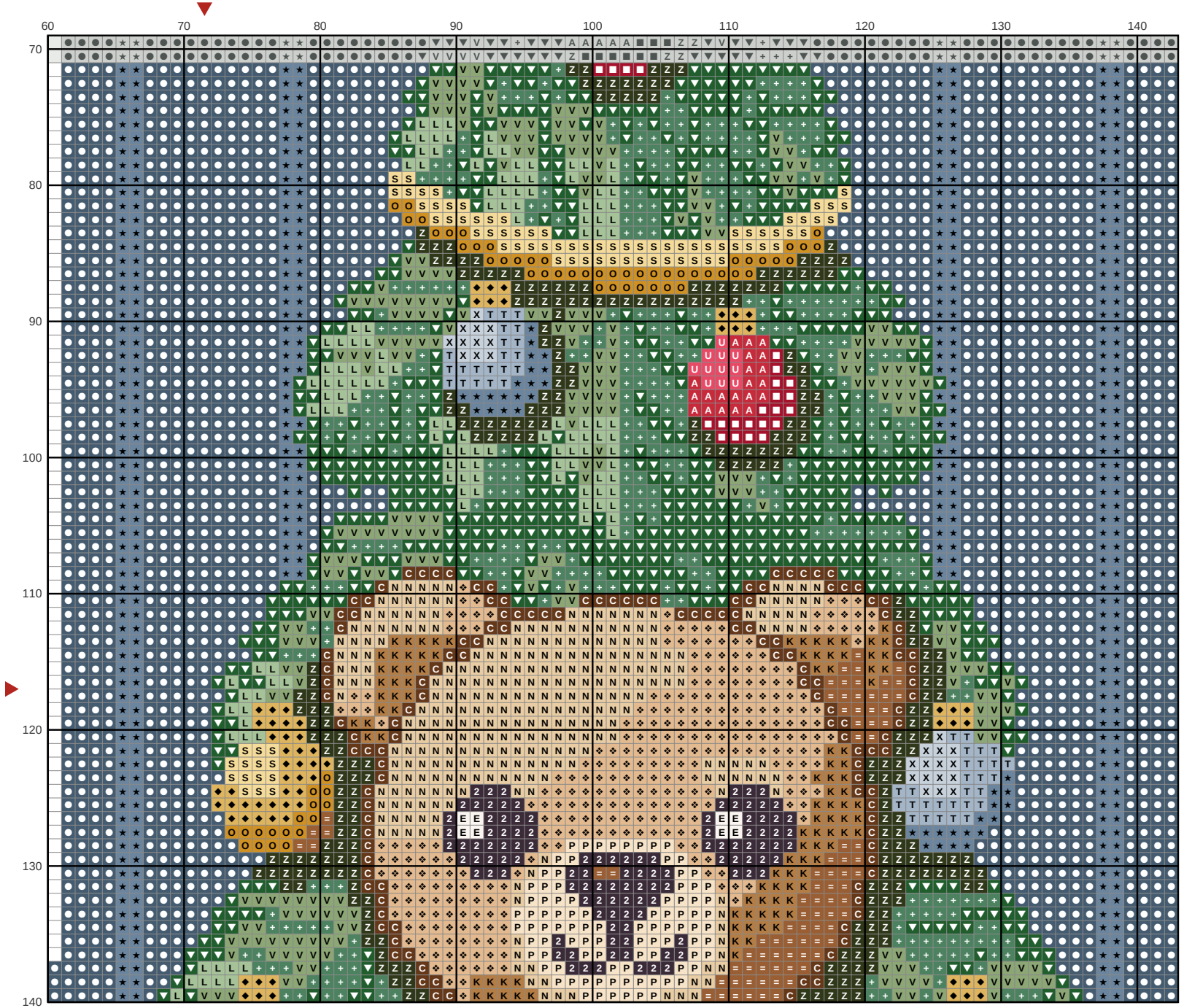

Key

- DMC 930
- DMC 498 Dark Red
- DMC 3820 Dark Straw
- DMC 319
- DMC 931
- DMC 437 Light Tan
- DMC 3752
- DMC 783 Medium Topaz
- DMC 163
- DMC 434 Light Brown
- DMC 934
- DMC 321 Red
- DMC 989 Forest Green
- DMC 932
- DMC 738 Very Light Tan
- DMC 3822 Light Straw
- DMC 435
- DMC 3865 Winter White
- DMC 801
- DMC 739
- DMC 3801
- DMC 368
- DMC 3371 Black Brown

Teddy bear in a Christmas tree stocking

Needlepoint pattern

Chart 3 of 4: columns 1 to 72, rows 141 to 234; gray squares repeat rows 139 and 140

This page is the dark part of the chart



Teddy bear in a Christmas tree stocking

Needlepoint pattern

This page is the dark part of the chart

Chart 4 of 4: columns 73 to 143, rows 141 to 234; gray squares repeat columns 71 and 72 and rows 139 and 140

