The Kiss after Klimt, close up

Needlepoint pattern | 140 x 140 stitches | 14 x 14 in (35.6 x 35.6 cm) on 10 mesh | 24 colors



Thread key, DMC

			stitches	yards	skeins
●	**3820**	Dark Straw	2,703	34	5
■	**3852**	Very Dark Straw	2,371	30	4
▲	**3064**	Desert Sand	2,074	26	4
◆	**3770**	Very Light Tawny	1,807	23	3
▼	**310**	Black	1,623	20	3
★	**ECRU**	Ecru	1,332	17	3
❖	**898**	Very Dark Coffee Brown	941	12	2
X	**945**	Tawny	895	12	2
O	**780**	Ultra Very Dark Topaz	831	11	2
+	**300**	Very Dark Mahogany	735	10	2
=	**632**	Ultra Very Dark Desert Sand	678	9	2
Z	**3772**	Very Dark Desert Sand	528	7	1
A	**3822**	Light Straw	488	7	1
V	**919**	Red Copper	470	6	1
T	**921**	Copper	341	5	1
N	**791**	Very Dark Cornflower Blue	290	4	1
S	**321**	Red	289	4	1
K	**3347**	Medium Yellow Green	209	3	1
E	**798**	Dark Delft Blue	204	3	1
C	**895**	Very Dark Hunter Green	199	3	1
P	**552**	Medium Violet	194	3	1
U	**922**	Light Copper	183	3	1
L	**3771**	Ultra Very Light Terra Cotta	163	3	1
2	**356**	Medium Terra Cotta	52	1	1

One chart square is one tent stitch over one canvas intersection.

Cut the canvas at least 18 x 18 in (45.7 x 45.7 cm) for 10 mesh: the design and 2 in (5.1 cm) of margin on every side.

19,600 stitches in all. Start from the center: a red arrow above the chart marks the center column, and one to the left of it the center row. The arrows are on the pages those lines cross.

The chart is divided evenly over 4 pages. Where chart pages join, gray squares repeat two rows or columns. The small picture at the top of each chart page shows which part it is.

Thread: pearl cotton size 3, 2 strands in the needle on 10 mesh, about 45 skeins of 16.4 yd in all. Or six-strand floss, 8 to 10 strands, about 59 skeins of 8.7 yd; or tapestry wool, 1 strand, about 41 skeins of 8.7 yd; or Persian wool, 3 strands, about 45 skeins of 8 yd. Wool is numbered differently: match it by eye. Needle: tapestry, size 16 or 18.

Yards and skeins are estimates: the thread a stitch takes on the front and back of 10 mesh canvas, plus 30 percent, rounded up for each color (about 256 yards in all, as the thread lies in the needle).

Thread colors are approximate screen matches to DMC numbers. Check against real thread before you buy.

Make it a pillow: also have backing fabric, an insert the size of the stitching or an inch larger, and cord or piping for the edge. The seam takes the last two rows: stitch two extra rows all round, or keep the edge plain. "How to finish a pillow" is a guide linked from this pattern's page.

For your own stitching, gifts and handmade pieces you sell. Do not resell or share this PDF.

The Kiss after Klimt, close up

Needlepoint pattern

Chart 1 of 4: columns 1 to 70, rows 1 to 70

This page is the dark part of the chart



The Kiss after Klimt, close up

Needlepoint pattern

This page is the dark part of the chart

Chart 2 of 4: columns 71 to 140, rows 1 to 70; gray squares repeat columns 69 and 70



The Kiss after Klimt, close up

Needlepoint pattern

Chart 3 of 4: columns 1 to 70, rows 71 to 140; gray squares repeat rows 69 and 70

This page is the dark part of the chart



The Kiss after Klimt, close up

Needlepoint pattern

This page is the dark part of the chart

Chart 4 of 4: columns 71 to 140, rows 71 to 140; gray squares repeat columns 69 and 70 and rows 69 and 70

