Toy store Advent calendar

Needlepoint pattern | 195 x 260 stitches | 15 x 20 in (38.1 x 50.8 cm) on 13 mesh | 24 colors



Thread key, DMC

			stitches	yards	skeins
●	BLANC	White	5,543	53	9
■	739	Ultra Very Light Tan	4,911	47	8
▲	154	Very Dark Grape	4,150	40	7
◆	3808	Ultra Very Dark Turquoise	3,457	33	6
▼	744	Pale Yellow	3,442	33	5
★	742	Light Tangerine	3,025	29	5
❖	3726	Dark Antique Mauve	2,910	28	5
X	930	Dark Antique Blue	2,851	28	5
O	3802	Very Dark Antique Mauve	2,405	23	4
+	890	Ultra Dark Pistachio Green	2,096	20	4
=	701	Light Green	1,908	19	3
Z	434	Light Brown	1,848	18	3
A	3750	Very Dark Antique Blue	1,544	15	3
V	321	Red	1,486	15	3
T	815	Medium Garnet	1,309	13	2
N	3810	Dark Turquoise	1,271	13	2
S	898	Very Dark Coffee Brown	1,227	12	2
K	3853	Dark Autumn Gold	1,156	11	2
E	437	Light Tan	1,096	11	2
C	796	Dark Royal Blue	948	9	2
P	3841	Pale Baby Blue	910	9	2
U	783	Medium Topaz	580	6	1
L	932	Light Antique Blue	340	4	1
2	807	Peacock Blue	287	3	1

One chart square is one tent stitch over one canvas intersection.

Cut the canvas at least 19 x 24 in (48.3 x 61 cm) for 13 mesh: the design and 2 in (5.1 cm) of margin on every side.

50,700 stitches in all. Start from the center: a red arrow above the chart marks the center column, and one to the left of it the center row. The arrows are on the pages those lines cross.

The chart is on 8 pages, each cut to what is stitched: bare canvas has no page, and a join falls on plain ground where it can. Pages 2 and 3 are turned on their side, for a part that is wider than it is tall. Where chart pages join, gray squares repeat two rows or columns. The small picture at the top of each chart page shows which part it is.

Thread: six-strand floss, 7 or 8 strands in the needle on 13 mesh (counted at 8), about 87 skeins of 8.7 yd in all. Or pearl cotton size 3, 1 strand, about 40 skeins of 16.4 yd; or tapestry wool, 1 strand, about 70 skeins of 8.7 yd; or Persian wool, 2 strands, about 52 skeins of 8 yd. Wool is numbered differently: match it by eye. Needle: tapestry, size 20.

Yards and skeins are estimates: the thread a stitch takes on the front and back of 13 mesh canvas, plus 30 percent, rounded up for each color (about 492 yards in all, as the thread lies in the needle).

Thread colors are approximate screen matches to DMC numbers. Check against real thread before you buy.

When it is stitched: also have a finisher, or the fabric and cord to make it up yourself. Ask before you stitch the edge: some finishes take extra rows. "Ways to finish needlepoint" is a guide linked from this pattern's page.

For your own stitching, gifts and handmade pieces you sell. Do not resell or share this PDF or copies of it.

Toy store Advent calendar

Needlepoint pattern

Chart 1 of 8: columns 1 to 98, rows 1 to 66

This page is the dark part of the chart

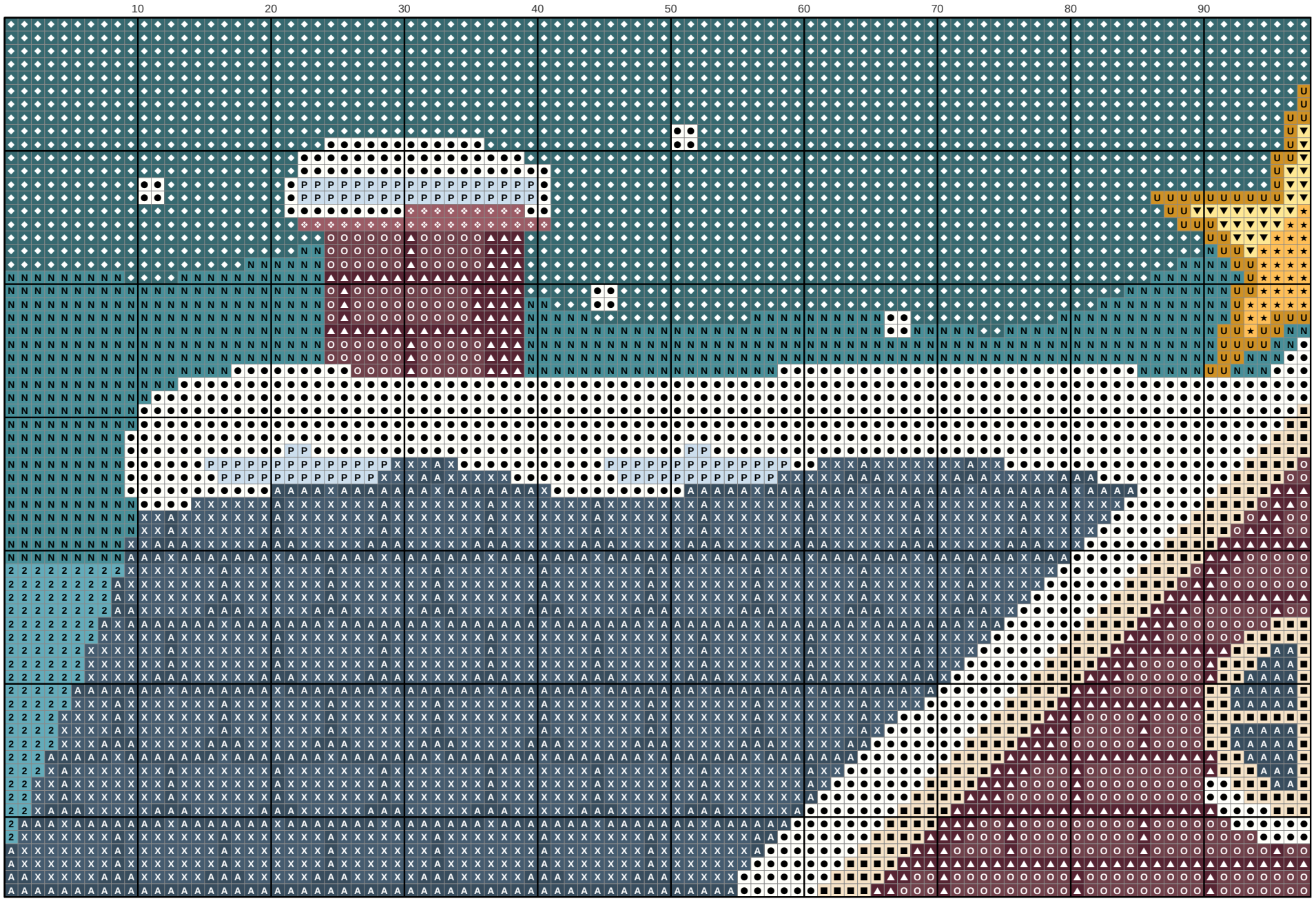

Toy store Advent calendar

Needlepoint pattern

This page is the dark part of the chart

Chart 2 of 8: columns 99 to 195, rows 1 to 66; gray squares repeat columns 97 and 98

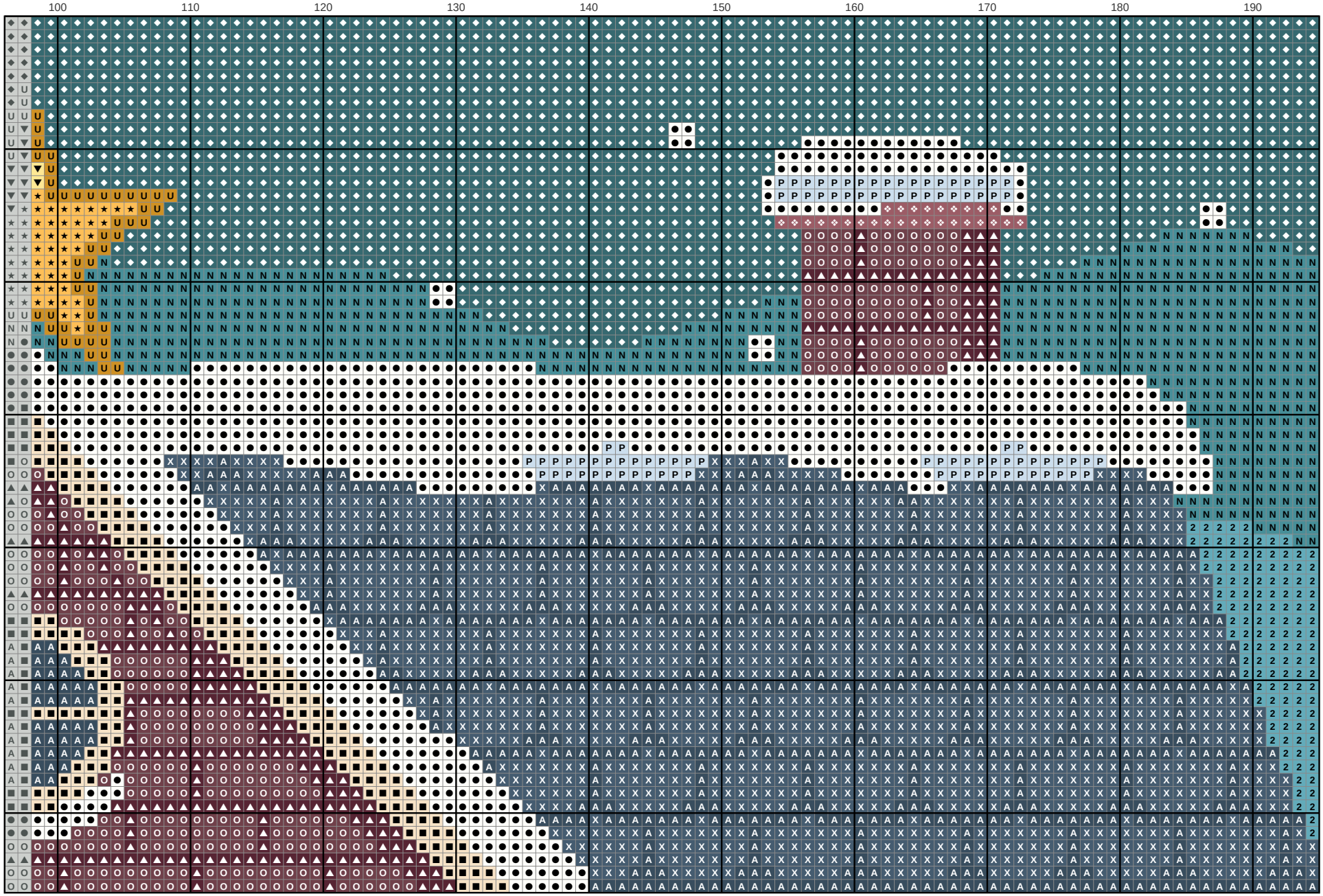

Toy store Advent calendar

Needlepoint pattern

This page is the dark part of the chart

Chart 3 of 8: columns 1 to 65, rows 67 to 163; gray squares repeat rows 65 and 66



Toy store Advent calendar

Needlepoint pattern

This page is the dark part of the chart

Chart 4 of 8: columns 66 to 130, rows 67 to 163; gray squares repeat columns 64 and 65 and rows 65 and 66



Toy store Advent calendar

Needlepoint pattern

This page is the dark part of the chart

Chart 5 of 8: columns 131 to 195, rows 67 to 163; gray squares repeat columns 129 and 130 and rows 65 and 66

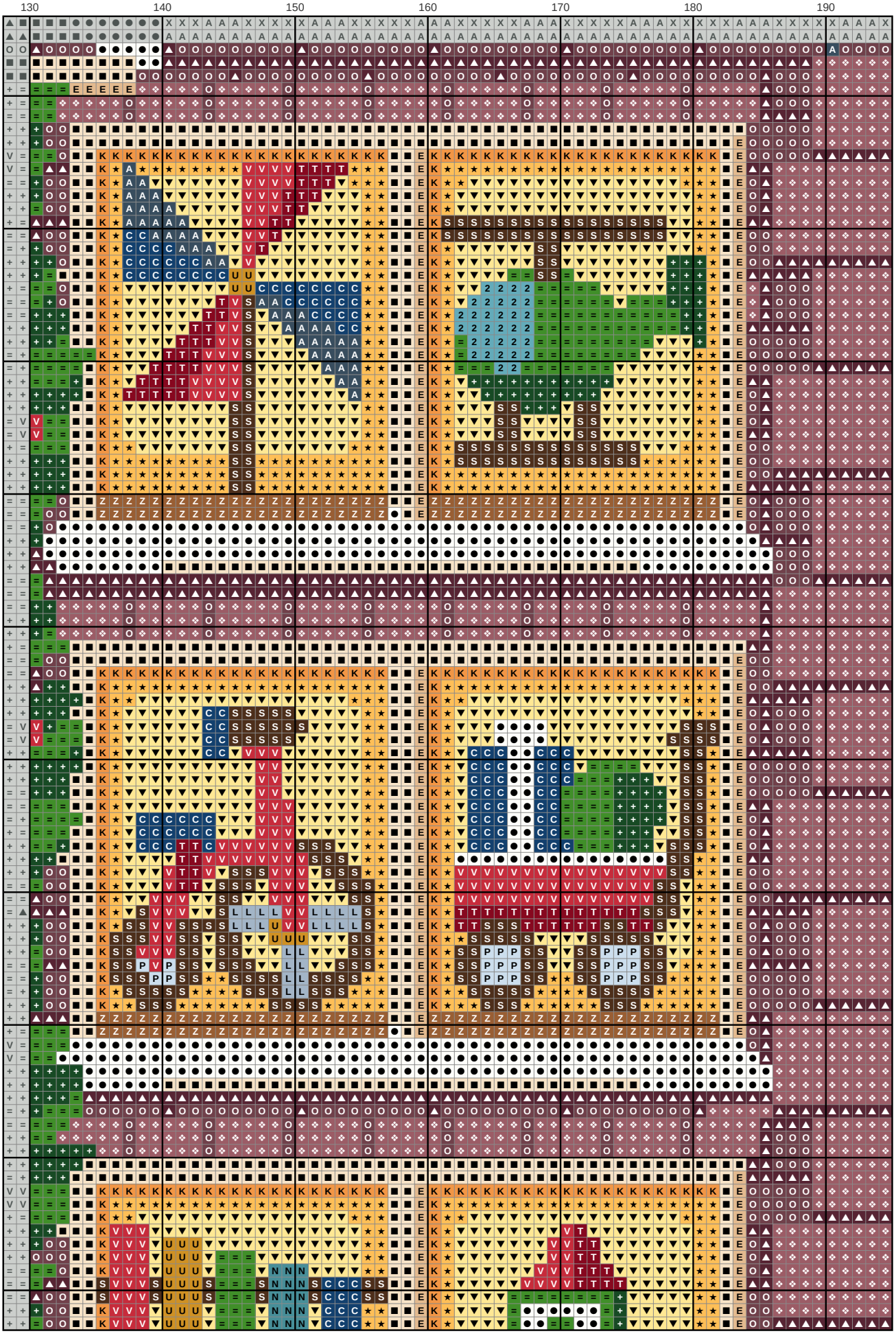

Toy store Advent calendar

Needlepoint pattern

This page is the dark part of the chart

Chart 6 of 8: columns 1 to 65, rows 164 to 260; gray squares repeat rows 162 and 163



Toy store Advent calendar

Needlepoint pattern

This page is the dark part of the chart

Chart 7 of 8: columns 66 to 130, rows 164 to 260; gray squares repeat columns 64 and 65 and rows 162 and 163



Toy store Advent calendar

Needlepoint pattern

This page is the dark part of the chart

Chart 8 of 8: columns 131 to 195, rows 164 to 260; gray squares repeat columns 129 and 130 and rows 162 and 163

