# Toy store Advent calendar

Needlepoint pattern | 195 x 260 stitches | 15 x 20 in (38.1 x 50.8 cm) on 13 mesh | 24 colors



## Thread key, DMC

| | | | stitches | yards | skeins |
|---|---|---|---|---|---|
| ● | BLANC | White | 5,543 | 53 | 9 |
| ■ | 739 | Ultra Very Light Tan | 4,911 | 47 | 8 |
| ▲ | 154 | Very Dark Grape | 4,150 | 40 | 7 |
| ◆ | 3808 | Ultra Very Dark Turquoise | 3,457 | 33 | 6 |
| ▼ | 744 | Pale Yellow | 3,442 | 33 | 5 |
| ★ | 742 | Light Tangerine | 3,025 | 29 | 5 |
| ❖ | 3726 | Dark Antique Mauve | 2,910 | 28 | 5 |
| X | 930 | Dark Antique Blue | 2,851 | 28 | 5 |
| O | 3802 | Very Dark Antique Mauve | 2,405 | 23 | 4 |
| + | 890 | Ultra Dark Pistachio Green | 2,096 | 20 | 4 |
| = | 701 | Light Green | 1,908 | 19 | 3 |
| Z | 434 | Light Brown | 1,848 | 18 | 3 |
| A | 3750 | Very Dark Antique Blue | 1,544 | 15 | 3 |
| V | 321 | Red | 1,486 | 15 | 3 |
| T | 815 | Medium Garnet | 1,309 | 13 | 2 |
| N | 3810 | Dark Turquoise | 1,271 | 13 | 2 |
| S | 898 | Very Dark Coffee Brown | 1,227 | 12 | 2 |
| K | 3853 | Dark Autumn Gold | 1,156 | 11 | 2 |
| E | 437 | Light Tan | 1,096 | 11 | 2 |
| C | 796 | Dark Royal Blue | 948 | 9 | 2 |
| P | 3841 | Pale Baby Blue | 910 | 9 | 2 |
| U | 783 | Medium Topaz | 580 | 6 | 1 |
| L | 932 | Light Antique Blue | 340 | 4 | 1 |
| 2 | 807 | Peacock Blue | 287 | 3 | 1 |

One chart square is one tent stitch over one canvas intersection.

Cut the canvas at least 19 x 24 in (48.3 x 61 cm) for 13 mesh: the design and 2 in (5.1 cm) of margin on every side.

50,700 stitches in all. Start from the center: a red arrow above the chart marks the center column, and one to the left of it the center row. The arrows are on the pages those lines cross.

The chart is on 8 pages, each cut to what is stitched: bare canvas has no page, and a join falls on plain ground where it can. Pages 2 and 3 are turned on their side, for a part that is wider than it is tall. Where chart pages join, gray squares repeat two rows or columns. The small picture at the top of each chart page shows which part it is.

Thread: six-strand floss, 7 or 8 strands in the needle on 13 mesh (counted at 8), about 87 skeins of 8.7 yd in all. Or pearl cotton size 3, 1 strand, about 40 skeins of 16.4 yd; or tapestry wool, 1 strand, about 70 skeins of 8.7 yd; or Persian wool, 2 strands, about 52 skeins of 8 yd. Wool is numbered differently: match it by eye. Needle: tapestry, size 20.

Yards and skeins are estimates: the thread a stitch takes on the front and back of 13 mesh canvas, plus 30 percent, rounded up for each color (about 492 yards in all, as the thread lies in the needle).

Thread colors are approximate screen matches to DMC numbers. Check against real thread before you buy.

When it is stitched: also have a finisher, or the fabric and cord to make it up yourself. Ask before you stitch the edge: some finishes take extra rows. "Ways to finish needlepoint" is a guide linked from this pattern's page.

For your own stitching, gifts and handmade pieces you sell. Do not resell or share this PDF or copies of it.

# Toy store Advent calendar

Needlepoint pattern

Chart 1 of 8: columns 1 to 98, rows 1 to 71

This page is the dark part of the chart

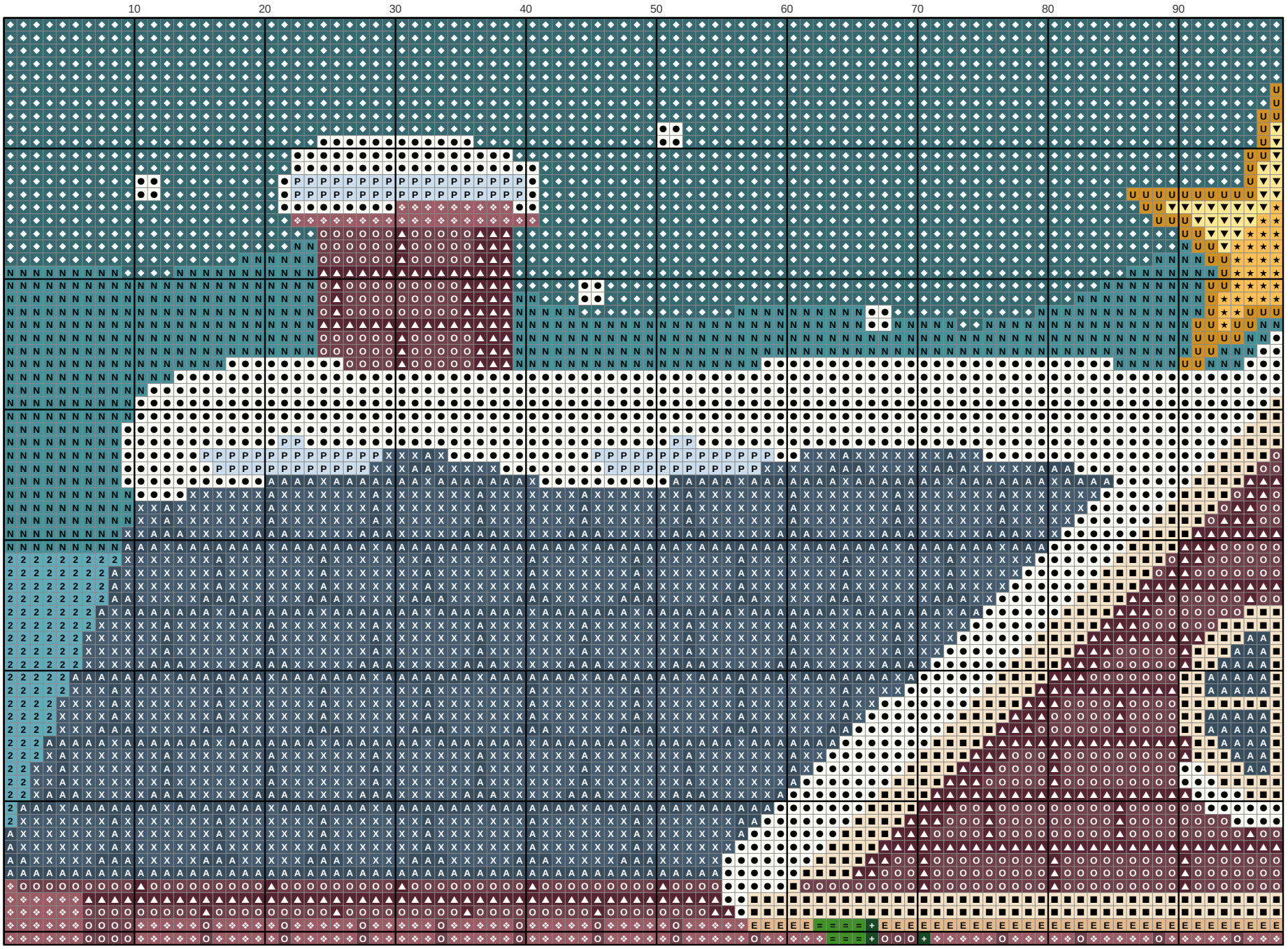

# Toy store Advent calendar

Needlepoint pattern

This page is the dark part of the chart

Chart 2 of 8: columns 99 to 195, rows 1 to 71; gray squares repeat columns 97 and 98

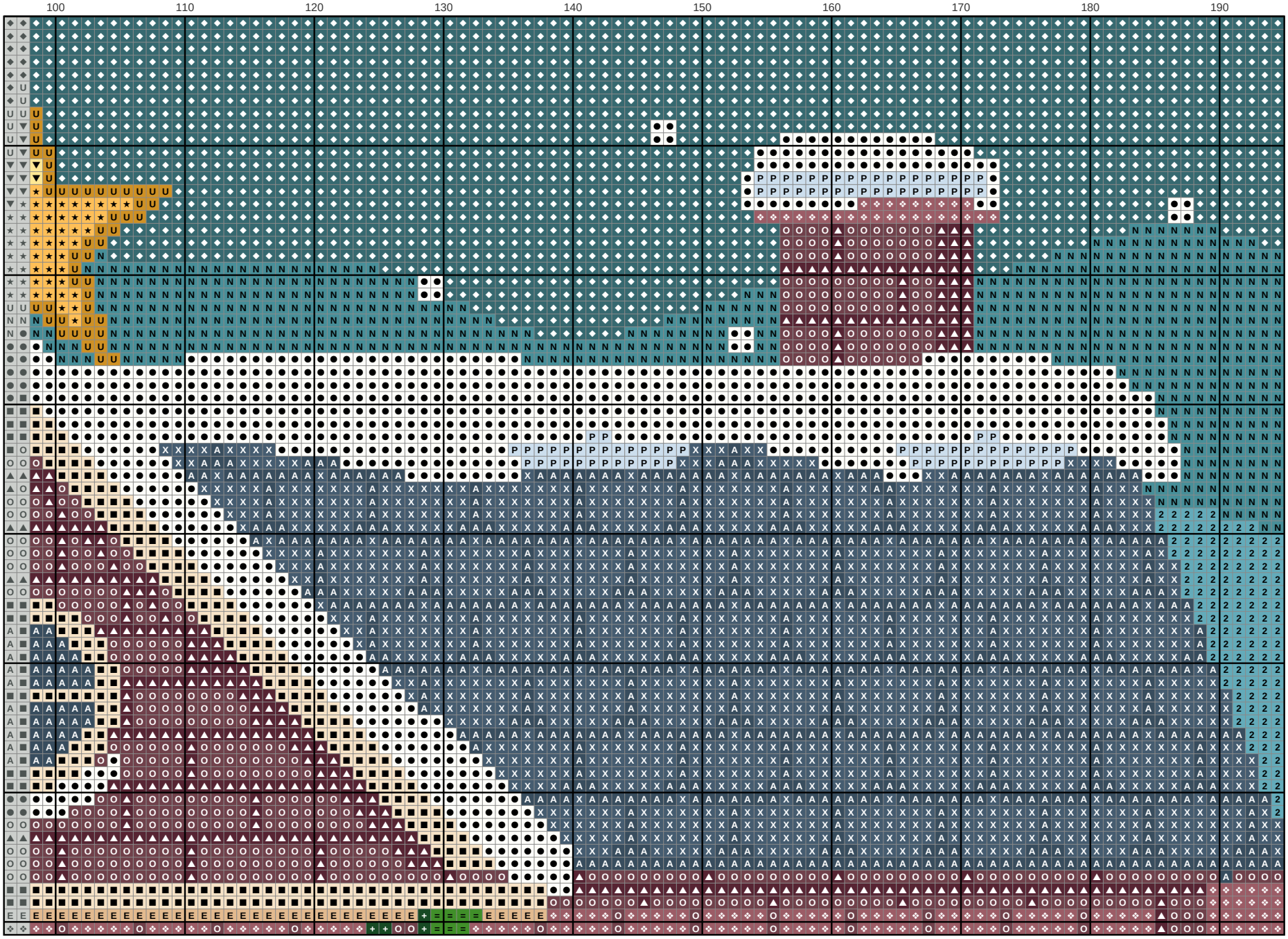

# Toy store Advent calendar

Needlepoint pattern

Chart 3 of 8: columns 1 to 65, rows 72 to 165; gray squares repeat rows 70 and 71

This page is the dark part of the chart



# Toy store Advent calendar

Needlepoint pattern

This page is the dark part of the chart

Chart 4 of 8: columns 66 to 130, rows 72 to 165; gray squares repeat columns 64 and 65 and rows 70 and 71



# Toy store Advent calendar

Needlepoint pattern

This page is the dark part of the chart

Chart 5 of 8: columns 131 to 195, rows 72 to 165; gray squares repeat columns 129 and 130 and rows 70 and 71

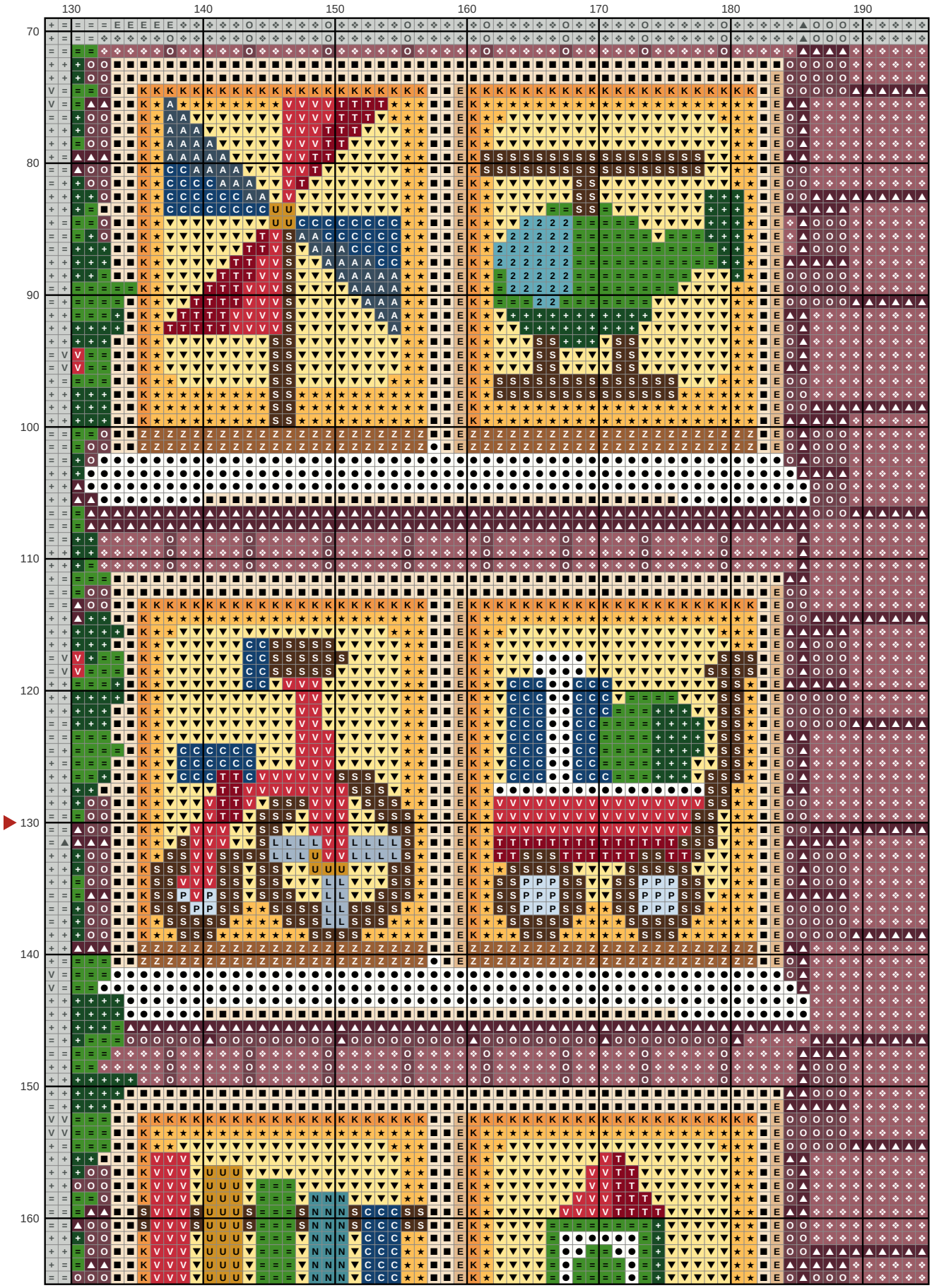

# Toy store Advent calendar

Needlepoint pattern

Chart 6 of 8: columns 1 to 65, rows 166 to 260; gray squares repeat rows 164 and 165

This page is the dark part of the chart



# Toy store Advent calendar

Needlepoint pattern

This page is the dark part of the chart

Chart 7 of 8: columns 66 to 130, rows 166 to 260; gray squares repeat columns 64 and 65 and rows 164 and 165



# Toy store Advent calendar

Needlepoint pattern

This page is the dark part of the chart

Chart 8 of 8: columns 131 to 195, rows 166 to 260; gray squares repeat columns 129 and 130 and rows 164 and 165

