Tres bien, Paris flower cart

Needlepoint pattern | 162 x 181 stitches | 12.5 x 13.9 in (31.7 x 35.4 cm) on 13 mesh | 24 colors



How to stitch it



1. Each square is one tent stitch, up at 1, down at 2. Lines in continental, right to left, the canvas upside down for the next row; wide areas in basketweave.
2. Cut 18 in of thread. Start and end it without a knot left behind.
3. Mark the middle of the canvas. It is the outlined square on page 6, column 81, row 91 (DMC 712): start there. Count threads, not holes.
4. Go on from it: picture first, background last. Gray squares are on two pages: stitch them once.
5. When it is done, block it square.

First time? How to needlepoint: flossfield.com/needlepoint/guides/how-to-start/
How to read a chart: flossfield.com/needlepoint/guides/how-to-read-a-chart/

What you need

Canvas: blank mono canvas, 13 mesh (13 threads to the inch), cut 16.5 in wide x 18 in high (41.9 x 45.7 cm).

Needle: blunt tapestry, size 20. Also masking tape for the cut edges, and small scissors.

Thread: six-strand floss, 24 colors, about 54 skeins in all (an estimate). Stitch with 7 strands (8 if canvas shows).

Frame it: acid-free board and a frame.
How to frame needlepoint.

Thread list, DMC

			stitches	skeins
●	ECRU	Ecru	10,867	16
■	712	Cream	2,739	4
▲	3031	Very Dark Mocha Brown	1,934	3
◆	3325	Light Baby Blue	1,301	2
▼	775	Very Light Baby Blue	1,145	2
★	3041	Medium Antique Violet	1,029	2
❖	796	Dark Royal Blue	1,028	2
X	818	Baby Pink	973	2
H	500	Very Dark Blue Green	900	2
+	817	Very Dark Coral Red	803	2
=	3743	Very Light Antique Violet	800	2
Z	3733	Dusty Rose	758	2
A	3042	Light Antique Violet	690	2
V	798	Dark Delft Blue	669	1
T	333	Very Dark Blue Violet	653	1
N	433	Medium Brown	577	1
S	503	Medium Blue Green	470	1
K	436	Tan	436	1
E	738	Very Light Tan	393	1
C	3348	Light Yellow Green	314	1
P	351	Coral	278	1
U	726	Light Topaz	210	1
L	340	Medium Blue Violet	199	1
2	3350	Ultra Dark Dusty Rose	156	1

Skeins are estimates: the thread a stitch takes on the front and back of 13 mesh canvas, plus 30 percent, rounded up for each color.
Thread colors are approximate screen matches to DMC numbers. Check against real thread before you buy.
For your own stitching, gifts and handmade pieces you sell. Do not resell or share this PDF or copies of it.

Tres bien, Paris flower cart

Needlepoint pattern

Columns 1 to 54, rows 1 to 90

This page is the dark part of the chart



Key

- ● **DMC ECRU** Ecru
- ■ **DMC 712** Cream
- ▲ **DMC 3031** Very Dark Mocha Brown
- ◆ **DMC 3325** Light Baby Blue
- ▼ **DMC 775** Very Light Baby Blue
- ★ **DMC 3041** Medium Antique Violet
- ❖ **DMC 796** Dark Royal Blue
- X **DMC 818** Baby Pink
- H **DMC 500** Very Dark Blue Green
- \+ **DMC 817** Very Dark Coral Red
- Z **DMC 3733** Dusty Rose
- A **DMC 3042** Light Antique Violet
- N **DMC 433** Medium Brown
- S **DMC 503** Medium Blue Green
- K **DMC 436** Tan
- C **DMC 3348** Light Yellow Green
- P **DMC 351** Coral

Tres bien, Paris flower cart

Needlepoint pattern

This page is the dark part of the chart

Columns 55 to 108, rows 1 to 90. Gray squares: charted already, do not stitch again



Key

- ● **DMC ECRU** — Ecru
- ■ **DMC 712** — Cream
- ▲ **DMC 3031** — Very Dark Mocha Brown
- ◆ **DMC 3325** — Light Baby Blue
- ▼ **DMC 775** — Very Light Baby Blue
- ❖ **DMC 796** — Dark Royal Blue
- X **DMC 818** — Baby Pink
- H **DMC 500** — Very Dark Blue Green
- \+ **DMC 817** — Very Dark Coral Red
- = **DMC 3743** — Very Light Antique Violet
- Z **DMC 3733** — Dusty Rose
- V **DMC 798** — Dark Delft Blue
- T **DMC 333** — Very Dark Blue Violet
- N **DMC 433** — Medium Brown
- S **DMC 503** — Medium Blue Green
- K **DMC 436** — Tan
- E **DMC 738** — Very Light Tan
- C **DMC 3348** — Light Yellow Green
- P **DMC 351** — Coral
- U **DMC 726** — Light Topaz
- L **DMC 340** — Medium Blue Violet
- 2 **DMC 3350** — Ultra Dark Dusty Rose

Tres bien, Paris flower cart

Needlepoint pattern

This page is the dark part of the chart

Columns 109 to 162, rows 1 to 90. Gray squares: charted already, do not stitch again



Key

- ● **DMC ECRU** — Ecru
- ■ **DMC 712** — Cream
- ▲ **DMC 3031** — Very Dark Mocha Brown
- ◆ **DMC 3325** — Light Baby Blue
- ▼ **DMC 775** — Very Light Baby Blue
- ❖ **DMC 796** — Dark Royal Blue
- X **DMC 818** — Baby Pink
- H **DMC 500** — Very Dark Blue Green
- \+ **DMC 817** — Very Dark Coral Red
- = **DMC 3743** — Very Light Antique Violet
- Z **DMC 3733** — Dusty Rose
- V **DMC 798** — Dark Delft Blue
- T **DMC 333** — Very Dark Blue Violet
- N **DMC 433** — Medium Brown
- S **DMC 503** — Medium Blue Green
- K **DMC 436** — Tan
- E **DMC 738** — Very Light Tan
- C **DMC 3348** — Light Yellow Green
- P **DMC 351** — Coral
- U **DMC 726** — Light Topaz
- L **DMC 340** — Medium Blue Violet
- 2 **DMC 3350** — Ultra Dark Dusty Rose

Tres bien, Paris flower cart

Needlepoint pattern

This page is the dark part of the chart

Columns 1 to 54, rows 91 to 181. Gray squares: charted already, do not stitch again

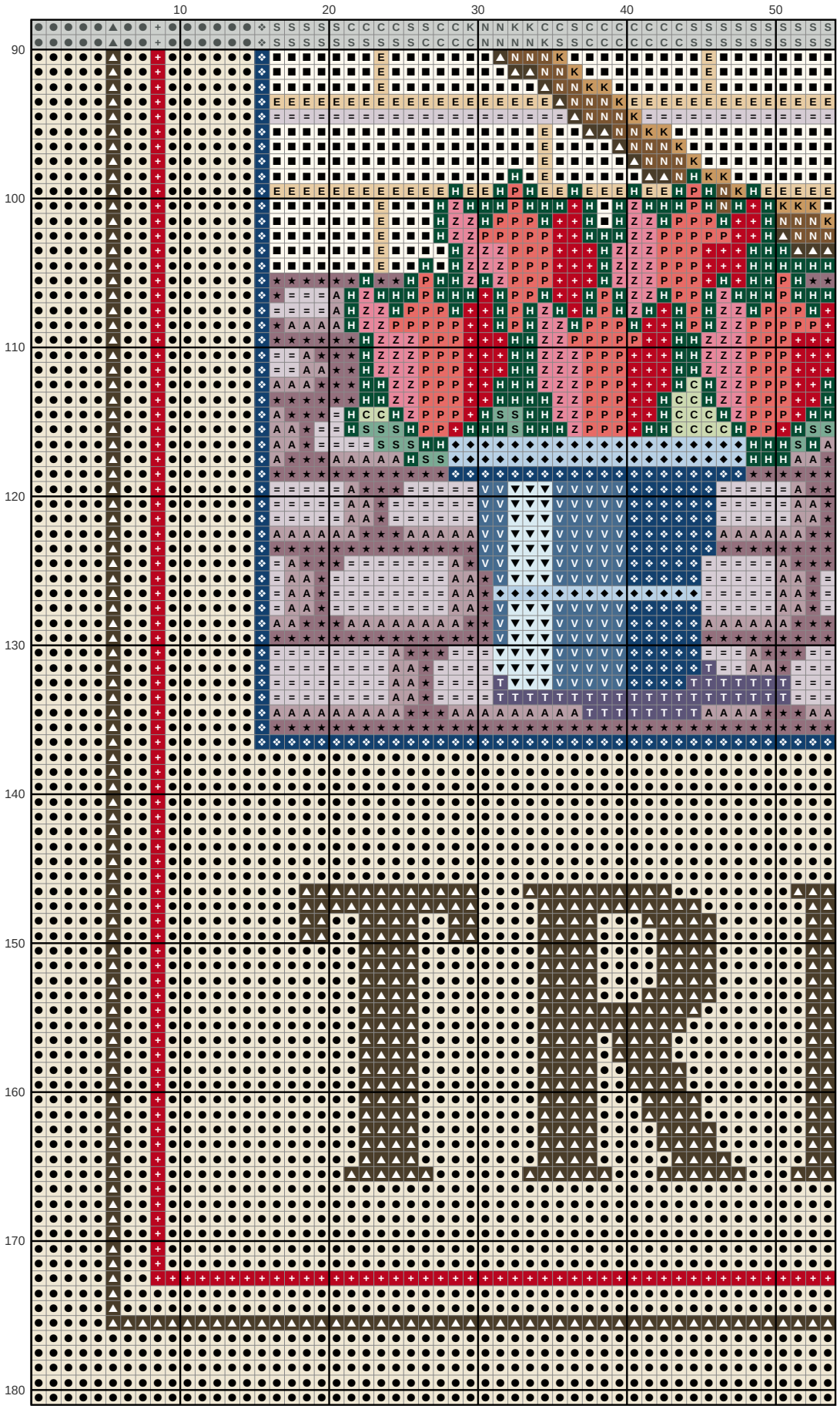

Key

- ● **DMC ECRU** — Ecru
- ■ **DMC 712** — Cream
- ▲ **DMC 3031** — Very Dark Mocha Brown
- ◆ **DMC 3325** — Light Baby Blue
- ▼ **DMC 775** — Very Light Baby Blue
- ★ **DMC 3041** — Medium Antique Violet
- ❖ **DMC 796** — Dark Royal Blue
- **H** **DMC 500** — Very Dark Blue Green
- **+** **DMC 817** — Very Dark Coral Red
- **=** **DMC 3743** — Very Light Antique Violet
- **Z** **DMC 3733** — Dusty Rose
- **A** **DMC 3042** — Light Antique Violet
- **V** **DMC 798** — Dark Delft Blue
- **T** **DMC 333** — Very Dark Blue Violet
- **N** **DMC 433** — Medium Brown
- **S** **DMC 503** — Medium Blue Green
- **K** **DMC 436** — Tan
- **E** **DMC 738** — Very Light Tan
- **C** **DMC 3348** — Light Yellow Green
- **P** **DMC 351** — Coral

Tres bien, Paris flower cart

Needlepoint pattern

This page is the dark part of the chart

Columns 55 to 108, rows 91 to 181. Start at the red outline. Gray squares: charted already, do not stitch again

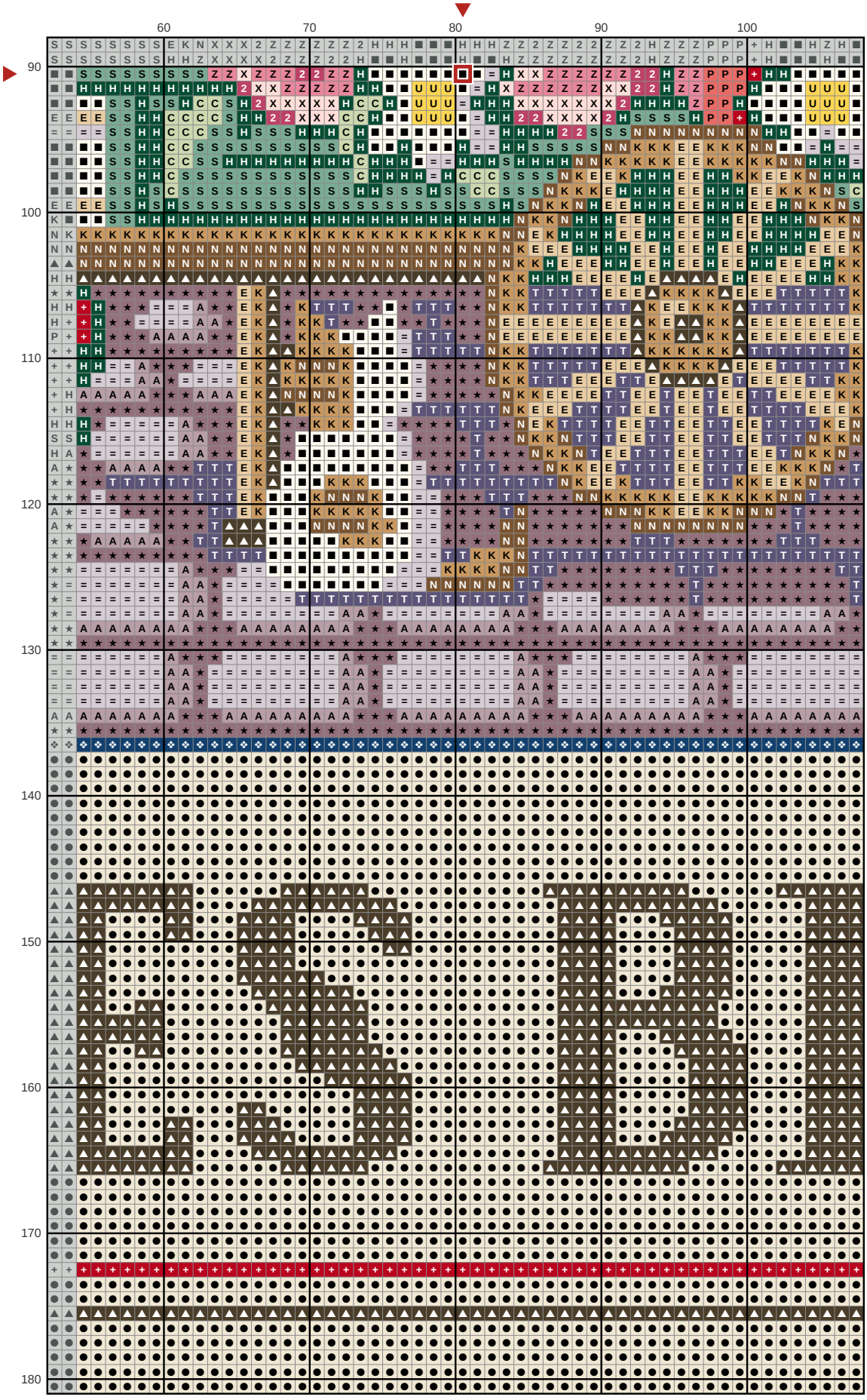

Key

- ● **DMC ECRU** — Ecru
- ■ **DMC 712** — Cream
- ▲ **DMC 3031** — Very Dark Mocha Brown
- ★ **DMC 3041** — Medium Antique Violet
- ❖ **DMC 796** — Dark Royal Blue
- X **DMC 818** — Baby Pink
- H **DMC 500** — Very Dark Blue Green
- \+ **DMC 817** — Very Dark Coral Red
- = **DMC 3743** — Very Light Antique Violet
- Z **DMC 3733** — Dusty Rose
- A **DMC 3042** — Light Antique Violet
- T **DMC 333** — Very Dark Blue Violet
- N **DMC 433** — Medium Brown
- S **DMC 503** — Medium Blue Green
- K **DMC 436** — Tan
- E **DMC 738** — Very Light Tan
- C **DMC 3348** — Light Yellow Green
- P **DMC 351** — Coral
- U **DMC 726** — Light Topaz
- 2 **DMC 3350** — Ultra Dark Dusty Rose

Tres bien, Paris flower cart

Needlepoint pattern

This page is the dark part of the chart

Columns 109 to 162, rows 91 to 181. Gray squares: charted already, do not stitch again

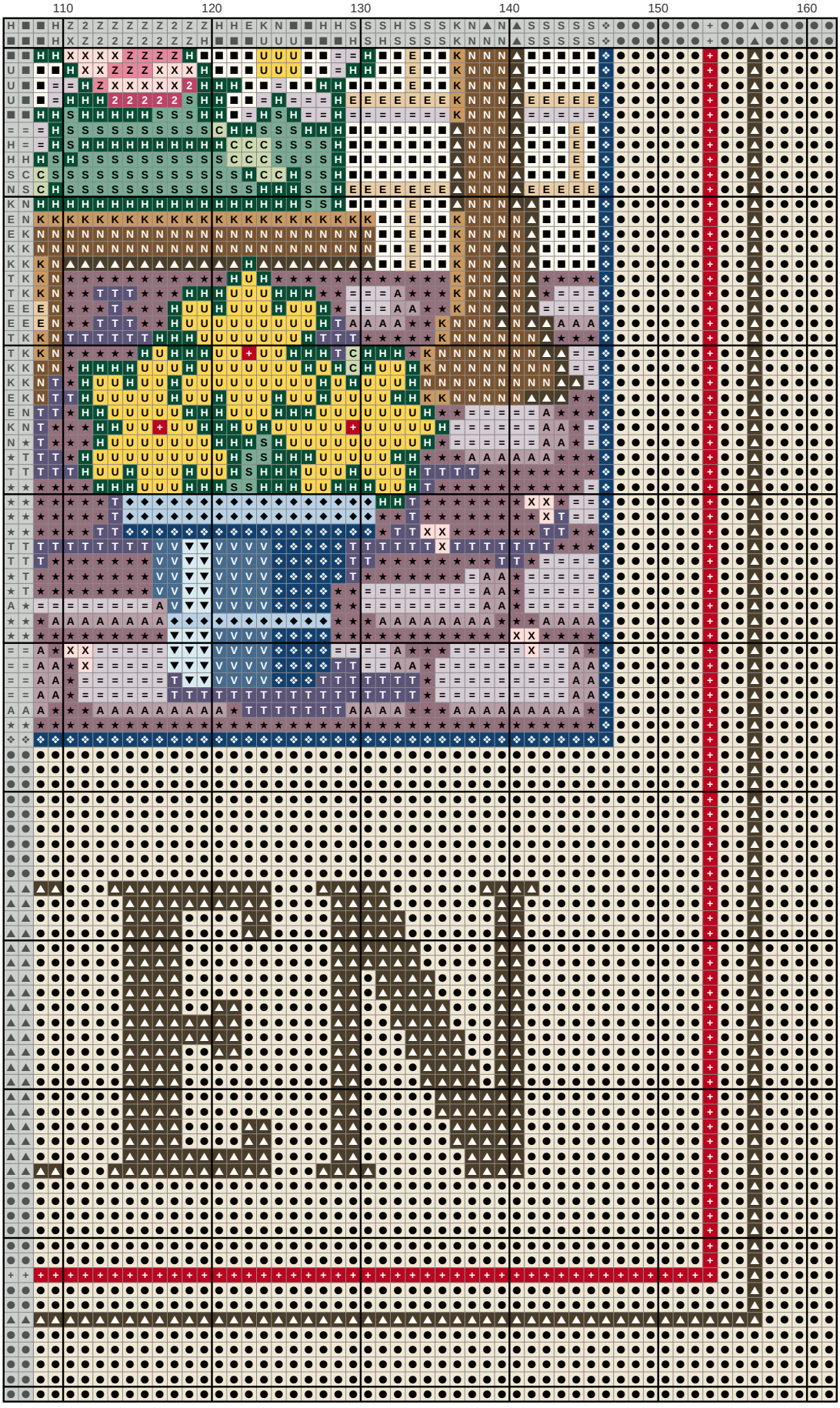

Key

- ● DMC ECRU — Ecru
- ■ DMC 712 — Cream
- ▲ DMC 3031 — Very Dark Mocha Brown
- ◆ DMC 3325 — Light Baby Blue
- ▼ DMC 775 — Very Light Baby Blue
- ★ DMC 3041 — Medium Antique Violet
- ❖ DMC 796 — Dark Royal Blue
- X DMC 818 — Baby Pink
- H DMC 500 — Very Dark Blue Green
- \+ DMC 817 — Very Dark Coral Red
- = DMC 3743 — Very Light Antique Violet
- Z DMC 3733 — Dusty Rose
- A DMC 3042 — Light Antique Violet
- V DMC 798 — Dark Delft Blue
- T DMC 333 — Very Dark Blue Violet
- N DMC 433 — Medium Brown
- S DMC 503 — Medium Blue Green
- K DMC 436 — Tan
- E DMC 738 — Very Light Tan
- C DMC 3348 — Light Yellow Green
- U DMC 726 — Light Topaz
- 2 DMC 3350 — Ultra Dark Dusty Rose