Home sweet home, Tudor house and garden

Needlepoint pattern | 140 x 140 stitches | 14 x 14 in (35.6 x 35.6 cm) on 10 mesh | 24 colors



How to stitch it



1. Each square is one tent stitch, up at 1, down at 2. Lines in continental, right to left, the canvas upside down for the next row; wide areas in basketweave.
2. Cut 18 in of thread. Start and end it without a knot left behind.
3. Mark the middle of the canvas. It is the outlined square on page 2, column 70, row 70 (DMC 739): start there. Count threads, not holes.
4. Go on from it: picture first, background last. Gray squares are on two pages: stitch them once.
5. Last, two more rows all round, each stitch in the color it lies beside: the seam hides them.

First time? How to needlepoint: flossfield.com/needlepoint/guides/how-to-start/
How to read a chart: flossfield.com/needlepoint/guides/how-to-read-a-chart/

What you need

Canvas: blank mono canvas, 10 mesh (10 threads to the inch), cut 18.5 in square (47 cm).

Needle: blunt tapestry, size 18. Also masking tape for the cut edges, and small scissors.

Thread: pearl cotton size 3, 24 colors, about 45 skeins in all (an estimate). Stitch with 2 lengths together.

Make it a pillow: backing fabric, an insert the size of the stitching or an inch larger, and cord or piping for the edge. How to finish a pillow.

Thread list, DMC

			stitches	skeins
●	3031	Very Dark Mocha Brown	3,967	7
■	739	Ultra Very Light Tan	2,444	4
▲	3325	Light Baby Blue	1,827	4
◆	775	Very Light Baby Blue	1,510	3
▼	3364	Pine Green	1,184	2
★	3362	Dark Pine Green	1,075	2
❖	840	Medium Beige Brown	1,027	2
X	3746	Dark Blue Violet	873	2
H	400	Dark Mahogany	730	2
+	340	Medium Blue Violet	730	2
=	301	Medium Mahogany	612	1
Z	838	Very Dark Beige Brown	566	2
A	842	Very Light Beige Brown	468	1
V	922	Light Copper	465	1
T	839	Dark Beige Brown	441	1
N	471	Very Light Avocado Green	389	1
S	211	Light Lavender	386	1
K	437	Light Tan	258	1
E	744	Pale Yellow	174	1
C	920	Medium Copper	148	1
P	333	Very Dark Blue Violet	119	1
U	3856	Ultra Very Light Mahogany	118	1
L	3750	Very Dark Antique Blue	66	1
2	3825	Pale Pumpkin	23	1

Skeins are estimates, with the two extra rows: the thread a stitch takes on the front and back of 10 mesh canvas, plus 30 percent, rounded up for each color.

Thread colors are approximate screen matches to DMC numbers. Check against real thread before you buy.

For your own stitching, gifts and handmade pieces you sell. Do not resell or share this PDF or copies of it.

Home sweet home, Tudor house and garden

Columns 1 to 74, rows 1 to 74. Start at the red outline

This page is the dark part of the chart



Key

- ● **DMC 3031** Very Dark Mocha Brown
- ■ **DMC 739** Ultra Very Light Tan
- ▲ **DMC 3325** Light Baby Blue
- ◆ **DMC 775** Very Light Baby Blue
- ▼ **DMC 3364** Pine Green
- ★ **DMC 3362** Dark Pine Green
- X **DMC 3746** Dark Blue Violet
- H **DMC 400** Dark Mahogany
- = **DMC 301** Medium Mahogany
- V **DMC 922** Light Copper
- N **DMC 471** Very Light Avocado Green
- K **DMC 437** Light Tan
- E **DMC 744** Pale Yellow
- C **DMC 920** Medium Copper
- P **DMC 333** Very Dark Blue Violet
- U **DMC 3856** Ultra Very Light Mahogany
- L **DMC 3750** Very Dark Antique Blue

Home sweet home, Tudor house and garden

Columns 75 to 140, rows 1 to 74. Gray squares: charted already, do not stitch again

This page is the dark part of the chart



Key

- ● **DMC 3031** Very Dark Mocha Brown
- ■ **DMC 739** Ultra Very Light Tan
- ▲ **DMC 3325** Light Baby Blue
- ◆ **DMC 775** Very Light Baby Blue
- ▼ **DMC 3364** Pine Green
- ★ **DMC 3362** Dark Pine Green
- H **DMC 400** Dark Mahogany
- = **DMC 301** Medium Mahogany
- V **DMC 922** Light Copper
- N **DMC 471** Very Light Avocado Green
- K **DMC 437** Light Tan
- E **DMC 744** Pale Yellow
- C **DMC 920** Medium Copper
- U **DMC 3856** Ultra Very Light Mahogany
- 2 **DMC 3825** Pale Pumpkin

Home sweet home, Tudor house and garden

Columns 1 to 74, rows 75 to 140. Gray squares: charted already, do not stitch again

This page is the dark part of the chart

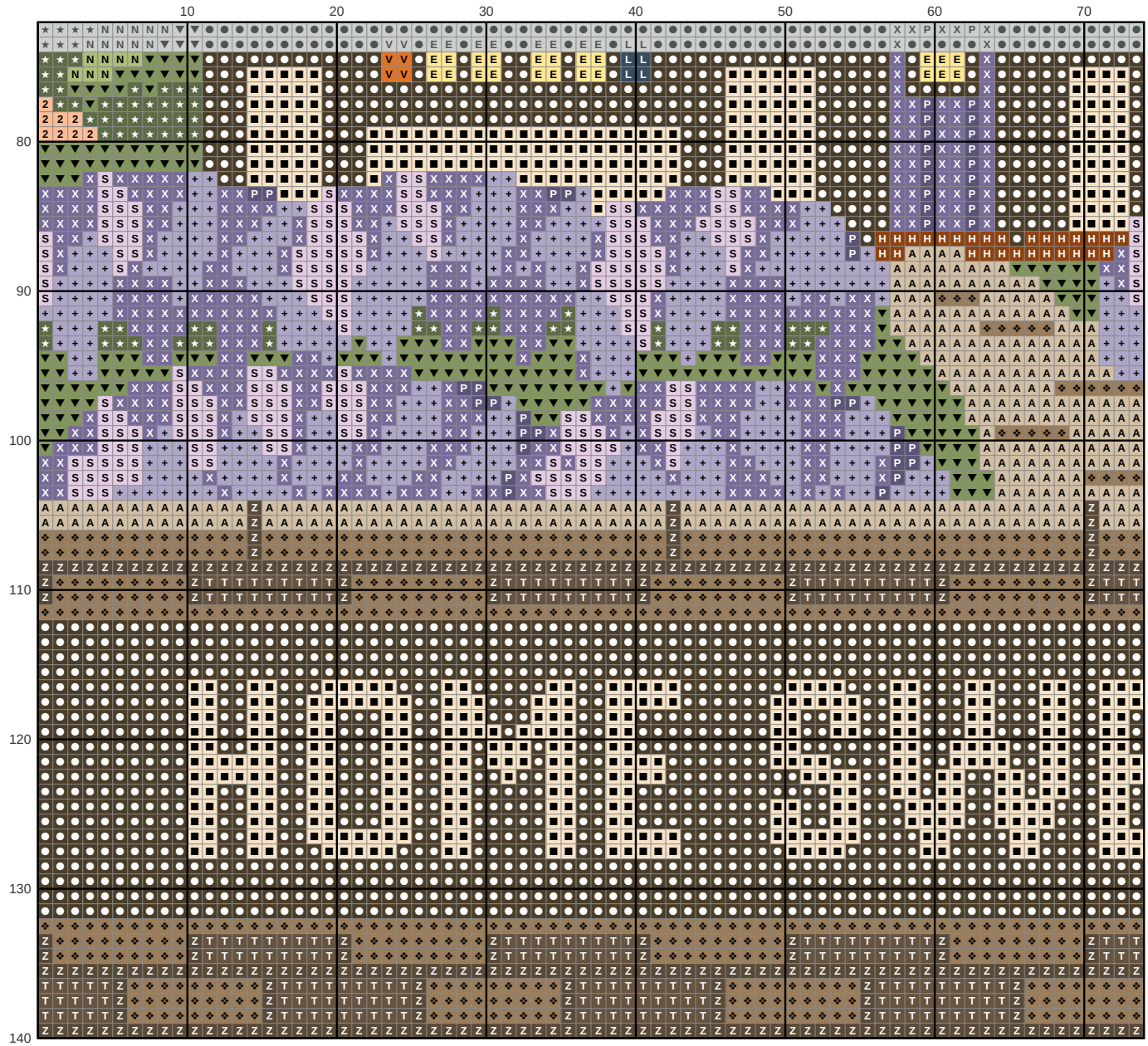

Key

- ● **DMC 3031** Very Dark Mocha Brown
- ■ **DMC 739** Ultra Very Light Tan
- ▼ **DMC 3364** Pine Green
- ★ **DMC 3362** Dark Pine Green
- ❖ **DMC 840** Medium Beige Brown
- X **DMC 3746** Dark Blue Violet
- H **DMC 400** Dark Mahogany
- \+ **DMC 340** Medium Blue Violet
- Z **DMC 838** Very Dark Beige Brown
- A **DMC 842** Very Light Beige Brown
- V **DMC 922** Light Copper
- T **DMC 839** Dark Beige Brown
- N **DMC 471** Very Light Avocado Green
- S **DMC 211** Light Lavender
- E **DMC 744** Pale Yellow
- P **DMC 333** Very Dark Blue Violet
- L **DMC 3750** Very Dark Antique Blue
- 2 **DMC 3825** Pale Pumpkin

Home sweet home, Tudor house and garden

Columns 75 to 140, rows 75 to 140. Gray squares: charted already, do not stitch again

This page is the dark part of the chart

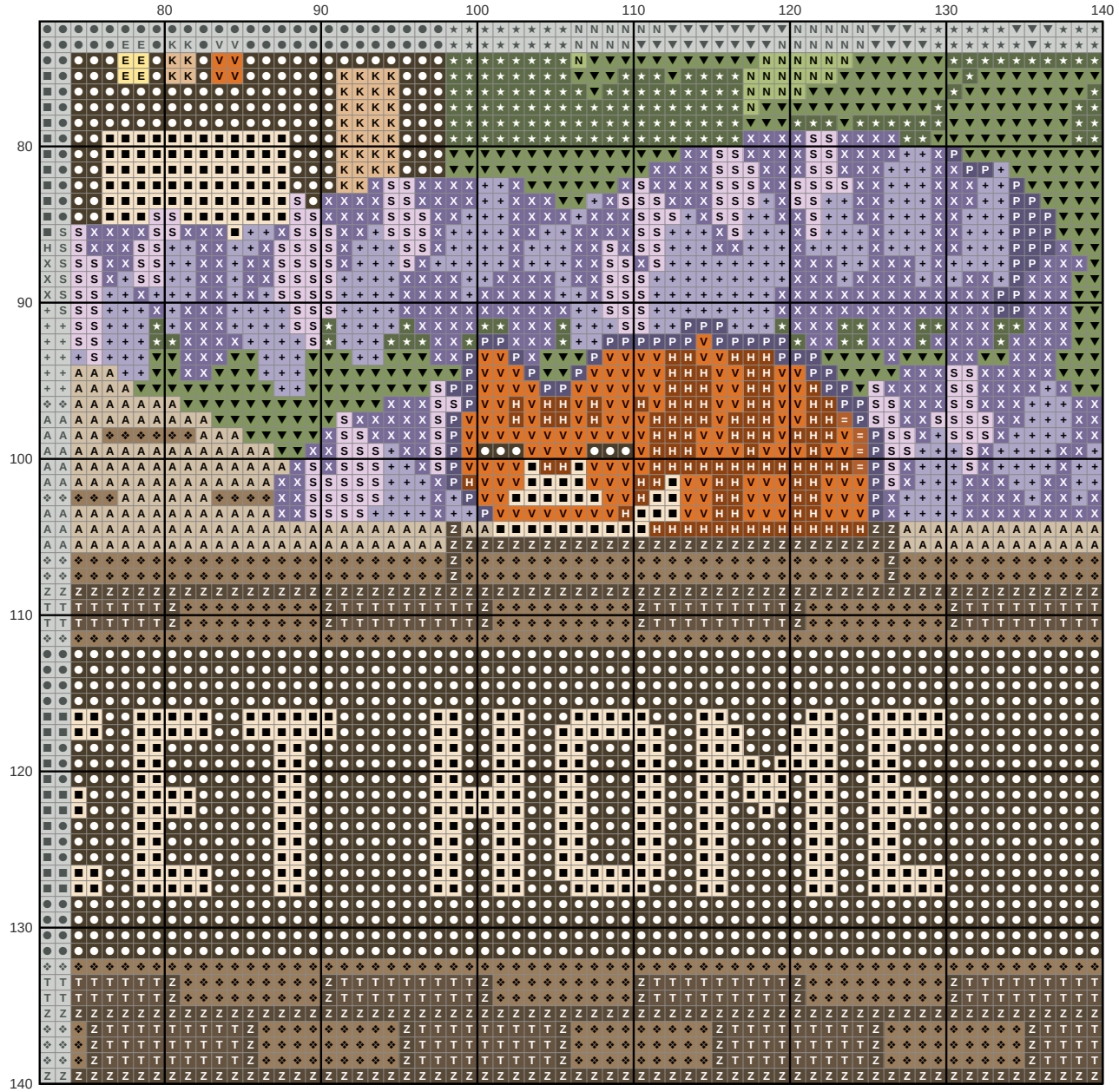

Key

- ● **DMC 3031** Very Dark Mocha Brown
- ■ **DMC 739** Ultra Very Light Tan
- ▼ **DMC 3364** Pine Green
- ★ **DMC 3362** Dark Pine Green
- ❖ **DMC 840** Medium Beige Brown
- X **DMC 3746** Dark Blue Violet
- H **DMC 400** Dark Mahogany
- \+ **DMC 340** Medium Blue Violet
- = **DMC 301** Medium Mahogany
- Z **DMC 838** Very Dark Beige Brown
- A **DMC 842** Very Light Beige Brown
- V **DMC 922** Light Copper
- T **DMC 839** Dark Beige Brown
- N **DMC 471** Very Light Avocado Green
- S **DMC 211** Light Lavender
- K **DMC 437** Light Tan
- E **DMC 744** Pale Yellow
- P **DMC 333** Very Dark Blue Violet