Washington DC 4th of July fireworks

Needlepoint pattern | 160 x 120 stitches | 16 x 12 in (40.6 x 30.5 cm) on 10 mesh | 24 colors



Thread key, DMC

			stitches	yards	skeins
●	823	Dark Navy Blue	3,270	41	5
■	939	Very Dark Navy Blue	2,948	37	5
▲	336	Navy Blue	2,652	33	4
◆	321	Red	2,208	28	4
▼	746	Off White	1,817	23	3
★	32	Dark Blueberry	1,369	17	3
❖	738	Very Light Tan	996	13	2
X	437	Light Tan	688	9	2
O	3837	Ultra Dark Lavender	558	7	1
+	801	Dark Coffee Brown	372	5	1
=	3861	Light Cocoa	334	5	1
Z	407	Dark Desert Sand	252	4	1
A	747	Very Light Sky Blue	232	3	1
V	783	Medium Topaz	228	3	1
T	743	Medium Yellow	202	3	1
N	3820	Dark Straw	182	3	1
S	3846	Light Bright Turquoise	168	3	1
K	501	Dark Blue Green	163	3	1
E	3843	Electric Blue	108	2	1
C	967	Very Light Apricot	104	2	1
P	3705	Dark Melon	96	2	1
U	3835	Medium Grape	91	2	1
L	500	Very Dark Blue Green	81	1	1
2	502	Blue Green	81	1	1

One chart square is one tent stitch over one canvas intersection.

Cut the canvas at least 20 x 16 in (50.8 x 40.6 cm) for 10 mesh: the design and 2 in (5.1 cm) of margin on every side.

19,200 stitches in all. Start from the center: a red arrow above the chart marks the center column, and one to the left of it the center row. The arrows are on the pages those lines cross.

The chart is divided evenly over 4 pages. Pages 2, 3, 4 and 5 are turned on their side, for a part that is wider than it is tall. Where chart pages join, gray squares repeat two rows or columns. The small picture at the top of each chart page shows which part it is.

Thread: pearl cotton size 3, 2 strands in the needle on 10 mesh, about 44 skeins of 16.4 yd in all. Or six-strand floss, 8 to 10 strands, about 59 skeins of 8.7 yd; or tapestry wool, 1 strand, about 42 skeins of 8.7 yd; or Persian wool, 3 strands, about 46 skeins of 8 yd. Wool is numbered differently: match it by eye. Needle: tapestry, size 16 or 18.

Yards and skeins are estimates: the thread a stitch takes on the front and back of 10 mesh canvas, plus 30 percent, rounded up for each color (about 250 yards in all, as the thread lies in the needle).

Thread colors are approximate screen matches to DMC numbers. Check against real thread before you buy.

Make it a pillow: also have backing fabric, an insert the size of the stitching or an inch larger, and cord or piping for the edge. The seam takes the last two rows: stitch two extra rows all round, or keep the edge plain. "How to finish a pillow" is a guide linked from this pattern's page.

For your own stitching, gifts and handmade pieces you sell. Do not resell or share this PDF or copies of it.

Washington DC 4th of July fireworks

Needlepoint pattern

Chart 1 of 4: columns 1 to 80, rows 1 to 60

This page is the dark part of the chart



Washington DC 4th of July fireworks

Needlepoint pattern

Chart 2 of 4: columns 81 to 160, rows 1 to 60; gray squares repeat columns 79 and 80

This page is the dark part of the chart



Washington DC 4th of July fireworks

Needlepoint pattern

Chart 3 of 4: columns 1 to 80, rows 61 to 120; gray squares repeat rows 59 and 60

This page is the dark part of the chart



Washington DC 4th of July fireworks

Needlepoint pattern

Chart 4 of 4: columns 81 to 160, rows 61 to 120; gray squares repeat columns 79 and 80 and rows 59 and 60

This page is the dark part of the chart

