Water lilies envelope clutch

Needlepoint pattern | 126 x 72 stitches | 7 x 4 in (17.8 x 10.2 cm) on 18 mesh | 18 colors



How to stitch it



1. Each square is one tent stitch, up at 1, down at 2. Lines in continental, right to left, the canvas upside down for the next row; wide areas in basketweave.
2. Cut 18 in of thread. Start and end it without a knot left behind.
3. Mark the middle of the canvas. It is the outlined square on page 2, column 63, row 36 (DMC BLANC): start there. Count threads, not holes.
4. Go on from it: picture first, background last. Gray squares are on two pages: stitch them once.
5. When it is done, block it square.

First time? How to needlepoint: flossfield.com/needlepoint/guides/how-to-start/
How to read a chart: flossfield.com/needlepoint/guides/how-to-read-a-chart/

What you need

Canvas: blank mono canvas, 18 mesh (18 threads to the inch), cut 11 in wide x 8 in high (27.9 x 20.3 cm).

Needle: blunt tapestry, size 22. Also masking tape for the cut edges, and small scissors.

Thread: six-strand floss, 18 colors, about 20 skeins in all (an estimate). Stitch with 4 strands (5 or 6 if canvas shows).

Make it a clutch: a clutch or wallet with an opening this size, or a lining and a closure to sew it up. Measure the opening before you stitch. If the piece is small for it, stitch two extra rows all round, carrying the colors of the edge on. How to finish a purse or clutch.

Thread list, DMC

			stitches	skeins
●	3747	Very Light Blue Violet	1,623	2
□	336	Navy Blue	1,482	2
▲	3347	Medium Yellow Green	621	1
◆	823	Dark Navy Blue	607	1
▼	3689	Light Mauve	588	1
★	210	Medium Lavender	519	1
❖	598	Light Turquoise	517	1
X	BLANC	White	496	1
H	3733	Dusty Rose	376	1
+	890	Ultra Dark Pistachio Green	356	1
=	472	Ultra Light Avocado Green	340	1
Z	725	Medium Light Topaz	338	1
A	963	Ultra Very Light Dusty Rose	291	1
V	3807	Cornflower Blue	281	1
T	745	Light Pale Yellow	208	1
N	3350	Ultra Dark Dusty Rose	163	1
S	783	Medium Topaz	149	1
K	340	Medium Blue Violet	117	1

Skeins are estimates: the thread a stitch takes on the front and back of 18 mesh canvas, plus 30 percent, rounded up for each color.
Thread colors are approximate screen matches to DMC numbers. Check against real thread before you buy.
For your own stitching, gifts and handmade pieces you sell. Do not resell or share this PDF or copies of it.

Water lilies envelope clutch Needlepoint pattern

Columns 1 to 67, rows 1 to 72. Start at the red outline

This page is the dark part of the chart



Key

- ● **DMC 3747** Very Light Blue Violet
- ■ **DMC 336** Navy Blue
- ▲ **DMC 3347** Medium Yellow Green
- ◆ **DMC 823** Dark Navy Blue
- ▼ **DMC 3689** Light Mauve
- ★ **DMC 210** Medium Lavender
- ❖ **DMC 598** Light Turquoise
- X **DMC BLANC** White
- H **DMC 3733** Dusty Rose
- \+ **DMC 890** Ultra Dark Pistachio Green
- = **DMC 472** Ultra Light Avocado Green
- Z **DMC 725** Medium Light Topaz
- A **DMC 963** Ultra Very Light Dusty Rose
- V **DMC 3807** Cornflower Blue
- T **DMC 745** Light Pale Yellow
- N **DMC 3350** Ultra Dark Dusty Rose
- S **DMC 783** Medium Topaz
- K **DMC 340** Medium Blue Violet

Water lilies envelope clutch Needlepoint pattern

Columns 68 to 126, rows 1 to 72. Gray squares: charted already, do not stitch again

This page is the dark part of the chart



Key

- ● **DMC 3747** Very Light Blue Violet
- ■ **DMC 336** Navy Blue
- ▲ **DMC 3347** Medium Yellow Green
- ◆ **DMC 823** Dark Navy Blue
- ▼ **DMC 3689** Light Mauve
- ★ **DMC 210** Medium Lavender
- ❖ **DMC 598** Light Turquoise
- X **DMC BLANC** White
- H **DMC 3733** Dusty Rose
- \+ **DMC 890** Ultra Dark Pistachio Green
- = **DMC 472** Ultra Light Avocado Green
- Z **DMC 725** Medium Light Topaz
- A **DMC 963** Ultra Very Light Dusty Rose
- V **DMC 3807** Cornflower Blue
- T **DMC 745** Light Pale Yellow
- N **DMC 3350** Ultra Dark Dusty Rose
- S **DMC 783** Medium Topaz
- K **DMC 340** Medium Blue Violet