Zebra and foal at sunset

Needlepoint pattern | 104 x 104 stitches | 8 x 8 in (20.3 x 20.3 cm) on 13 mesh | 18 colors



How to stitch it



1. Each square is one tent stitch, up at 1, down at 2. Lines in continental, right to left, the canvas upside down for the next row; wide areas in basketweave.
2. Cut 18 in of thread. Start and end it without a knot left behind.
3. Mark the middle of the canvas. It is the outlined square on page 2, column 52, row 52 (DMC 745): start there. Count threads, not holes.
4. Go on from it: picture first, background last. Gray squares are on two pages: stitch them once.
5. Last, two more rows all round, each stitch in the color it lies beside: the seam hides them.

First time? How to needlepoint: flossfield.com/needlepoint/guides/how-to-start/
How to read a chart: flossfield.com/needlepoint/guides/how-to-read-a-chart/

What you need

Canvas: blank mono canvas, 13 mesh (13 threads to the inch), cut 12.5 in square (31.8 cm).

Needle: blunt tapestry, size 20. Also masking tape for the cut edges, and small scissors.

Thread: six-strand floss, 18 colors, about 28 skeins in all (an estimate). Stitch with 7 strands (8 if canvas shows).

Make it a pillow: backing fabric, an insert the size of the stitching or an inch larger, and cord or piping for the edge. How to finish a pillow.

Thread list, DMC

			stitches	skeins
●	**3371**	Black Brown	1,470	3
■	**712**	Cream	1,442	3
▲	**3854**	Medium Autumn Gold	1,356	3
◆	**801**	Dark Coffee Brown	967	2
▼	**3855**	Light Autumn Gold	862	2
★	**3823**	Ultra Pale Yellow	704	2
❖	**402**	Very Light Mahogany	613	2
X	**211**	Light Lavender	582	1
H	**3820**	Dark Straw	455	1
+	**780**	Ultra Very Dark Topaz	423	1
=	**352**	Light Coral	367	1
Z	**745**	Light Pale Yellow	362	1
A	**3740**	Dark Antique Violet	271	1
V	**351**	Coral	265	1
T	**301**	Medium Mahogany	230	1
N	**3856**	Ultra Very Light Mahogany	208	1
S	**3836**	Light Grape	139	1
K	**3687**	Mauve	100	1

Skeins are estimates, with the two extra rows: the thread a stitch takes on the front and back of 13 mesh canvas, plus 30 percent, rounded up for each color.

Thread colors are approximate screen matches to DMC numbers. Check against real thread before you buy.

For your own stitching, gifts and handmade pieces you sell. Do not resell or share this PDF or copies of it.

Zebra and foal at sunset

Needlepoint pattern

Columns 1 to 52, rows 1 to 104. Start at the red outline

This page is the dark part of the chart



Key

- DMC 3371 Black Brown
- DMC 712 Cream
- DMC 3854 Medium Autumn Gold
- DMC 801 Dark Coffee Brown
- DMC 3855 Light Autumn Gold
- DMC 3823 Ultra Pale Yellow
- DMC 402 Very Light Mahogany
- DMC 211 Light Lavender
- DMC 3820 Dark Straw
- DMC 780 Ultra Very Dark Topaz
- DMC 352 Light Coral
- DMC 745 Light Pale Yellow
- DMC 3740 Dark Antique Violet
- DMC 301 Medium Mahogany
- DMC 3856 Ultra Very Light Mahogany
- DMC 3836 Light Grape
- DMC 3687 Mauve

Zebra and foal at sunset

Needlepoint pattern

Columns 53 to 104, rows 1 to 104. Gray squares: charted already, do not stitch again

This page is the dark part of the chart



Key

- DMC 3371 Black Brown
- DMC 712 Cream
- DMC 3854 Medium Autumn Gold
- DMC 801 Dark Coffee Brown
- DMC 3855 Light Autumn Gold
- DMC 3823 Ultra Pale Yellow
- DMC 402 Very Light Mahogany
- X DMC 211 Light Lavender
- H DMC 3820 Dark Straw
- \+ DMC 780 Ultra Very Dark Topaz
- = DMC 352 Light Coral
- Z DMC 745 Light Pale Yellow
- A DMC 3740 Dark Antique Violet
- V DMC 351 Coral
- T DMC 301 Medium Mahogany
- N DMC 3856 Ultra Very Light Mahogany
- S DMC 3836 Light Grape
- K DMC 3687 Mauve