Victorian pansy bouquet pillow

Needlepoint pattern | 130 x 130 stitches | 10 x 10 in (25.4 x 25.4 cm) on 13 mesh | 17 colors



How to stitch it



1. Each square is one tent stitch, up at 1, down at 2. Lines in continental, right to left, the canvas upside down for the next row; wide areas in basketweave.
2. Cut 18 in of thread. Start and end it without a knot left behind.
3. Mark the middle of the canvas. It is the outlined square on page 2, column 65, row 65 (DMC 987): start there. Count threads, not holes.
4. Go on from it: picture first, background last. Gray squares are on two pages: stitch them once.
5. Last, two more rows all round in DMC 310: the seam hides them.

First time? How to needlepoint: flossfield.com/needlepoint/guides/how-to-start/
How to read a chart: flossfield.com/needlepoint/guides/how-to-read-a-chart/

What you need

Canvas: blank mono canvas, 13 mesh (13 threads to the inch), cut 14.5 in square (36.8 cm).

Needle: blunt tapestry, size 20. Also masking tape for the cut edges, and small scissors.

Thread: six-strand floss, 17 colors, about 38 skeins in all (an estimate). Stitch with 7 strands (8 if canvas shows).

Make it a pillow: backing fabric, an insert the size of the stitching or an inch larger, and cord or piping for the edge. How to finish a pillow.

Thread list, DMC

			stitches	skeins
●	**310**	Black	12,134	20
Z	**987**	Dark Forest Green	753	2
H	**210**	Medium Lavender	691	2
▼	**728**	Topaz	521	1
■	**550**	Very Dark Violet	463	1
N	**798**	Dark Delft Blue	249	1
❖	**3837**	Ultra Dark Lavender	234	1
V	**522**	Fern Green	227	1
=	**890**	Ultra Dark Pistachio Green	216	1
◆	**783**	Medium Topaz	211	1
+	**211**	Light Lavender	210	1
A	**3011**	Dark Khaki Green	209	1
X	**208**	Very Dark Lavender	197	1
▲	**782**	Dark Topaz	175	1
★	**745**	Light Pale Yellow	157	1
S	**809**	Delft Blue	142	1
T	**797**	Royal Blue	111	1

Skeins are estimates, with the two extra rows: the thread a stitch takes on the front and back of 13 mesh canvas, plus 30 percent, rounded up for each color.

Thread colors are approximate screen matches to DMC numbers. Check against real thread before you buy.

For your own stitching, gifts and handmade pieces you sell. Do not resell or share this PDF or copies of it.

Victorian pansy bouquet pillow

Needlepoint pattern

This page is the dark part of the chart

Columns 1 to 65, rows 1 to 65. Start at the red outline



Key

- **DMC 310** Black
- **DMC 987** Dark Forest Green
- **DMC 210** Medium Lavender
- **DMC 728** Topaz
- **DMC 550** Very Dark Violet
- **DMC 3837** Ultra Dark Lavender
- **DMC 522** Fern Green
- **DMC 890** Ultra Dark Pistachio Green
- **DMC 783** Medium Topaz
- **DMC 211** Light Lavender
- **DMC 3011** Dark Khaki Green
- **DMC 208** Very Dark Lavender
- **DMC 782** Dark Topaz
- **DMC 745** Light Pale Yellow

Victorian pansy bouquet pillow Needlepoint pattern

This page is the dark part of the chart

Columns 66 to 130, rows 1 to 65. Gray squares: charted already, do not stitch again



Key

- ● **DMC 310** Black
- Z **DMC 987** Dark Forest Green
- H **DMC 210** Medium Lavender
- ▼ **DMC 728** Topaz
- ■ **DMC 550** Very Dark Violet
- ❖ **DMC 3837** Ultra Dark Lavender
- V **DMC 522** Fern Green
- = **DMC 890** Ultra Dark Pistachio Green
- ◆ **DMC 783** Medium Topaz
- \+ **DMC 211** Light Lavender
- A **DMC 3011** Dark Khaki Green
- X **DMC 208** Very Dark Lavender
- ▲ **DMC 782** Dark Topaz
- ★ **DMC 745** Light Pale Yellow

Victorian pansy bouquet pillow Needlepoint pattern

This page is the dark part of the chart

Columns 1 to 65, rows 66 to 130. Gray squares: charted already, do not stitch again



Key

- ● **DMC 310** Black
- Z **DMC 987** Dark Forest Green
- ▼ **DMC 728** Topaz
- ■ **DMC 550** Very Dark Violet
- N **DMC 798** Dark Delft Blue
- V **DMC 522** Fern Green
- = **DMC 890** Ultra Dark Pistachio Green
- ◆ **DMC 783** Medium Topaz
- A **DMC 3011** Dark Khaki Green
- ▲ **DMC 782** Dark Topaz
- ★ **DMC 745** Light Pale Yellow
- S **DMC 809** Delft Blue
- T **DMC 797** Royal Blue

Victorian pansy bouquet pillow Needlepoint pattern

This page is the dark part of the chart

Columns 66 to 130, rows 66 to 130. Gray squares: charted already, do not stitch again



Key

- ● **DMC 310** Black
- Z **DMC 987** Dark Forest Green
- H **DMC 210** Medium Lavender
- ■ **DMC 550** Very Dark Violet
- N **DMC 798** Dark Delft Blue
- ❖ **DMC 3837** Ultra Dark Lavender
- V **DMC 522** Fern Green
- = **DMC 890** Ultra Dark Pistachio Green
- ◆ **DMC 783** Medium Topaz
- \+ **DMC 211** Light Lavender
- A **DMC 3011** Dark Khaki Green
- X **DMC 208** Very Dark Lavender
- S **DMC 809** Delft Blue
- T **DMC 797** Royal Blue