Victorian pansy wreath pillow

Needlepoint pattern | 130 x 130 stitches | 10 x 10 in (25.4 x 25.4 cm) on 13 mesh | 15 colors



How to stitch it



1. Each square is one tent stitch, up at 1, down at 2. Lines in continental, right to left, the canvas upside down for the next row; wide areas in basketweave.
2. Cut 18 in of thread. Start and end it without a knot left behind.
3. Mark the middle of the canvas. It is the outlined square on page 2, column 65, row 65 (DMC 310): start there. Count threads, not holes.
4. Go on from it: picture first, background last. Gray squares are on two pages: stitch them once.
5. Last, two more rows all round in DMC 310: the seam hides them.

First time? How to needlepoint: flossfield.com/needlepoint/guides/how-to-start/
How to read a chart: flossfield.com/needlepoint/guides/how-to-read-a-chart/

What you need

Canvas: blank mono canvas, 13 mesh (13 threads to the inch), cut 14.5 in square (36.8 cm).

Needle: blunt tapestry, size 20. Also masking tape for the cut edges, and small scissors.

Thread: six-strand floss, 15 colors, about 33 skeins in all (an estimate). Stitch with 7 strands (8 if canvas shows).

Make it a pillow: backing fabric, an insert the size of the stitching or an inch larger, and cord or piping for the edge. How to finish a pillow.

Thread list, DMC

			stitches	skeins
●	310	Black	11,744	19
▼	728	Topaz	630	1
H	210	Medium Lavender	628	1
T	435	Very Light Brown	465	1
Z	987	Dark Forest Green	455	1
A	3011	Dark Khaki Green	448	1
V	522	Fern Green	448	1
=	909	Very Dark Emerald Green	444	1
■	550	Very Dark Violet	421	1
▲	782	Dark Topaz	234	1
❖	3837	Ultra Dark Lavender	234	1
◆	783	Medium Topaz	224	1
+	211	Light Lavender	182	1
★	745	Light Pale Yellow	181	1
X	208	Very Dark Lavender	162	1

Skeins are estimates, with the two extra rows: the thread a stitch takes on the front and back of 13 mesh canvas, plus 30 percent, rounded up for each color.

Thread colors are approximate screen matches to DMC numbers. Check against real thread before you buy.

For your own stitching, gifts and handmade pieces you sell. Do not resell or share this PDF or copies of it.

Victorian pansy wreath pillow

Needlepoint pattern

Columns 1 to 65, rows 1 to 65. Start at the red outline

This page is the dark part of the chart



Key

- **DMC 310** Black
- **DMC 728** Topaz
- **DMC 210** Medium Lavender
- **DMC 435** Very Light Brown
- **DMC 987** Dark Forest Green
- **DMC 3011** Dark Khaki Green
- **DMC 522** Fern Green
- **DMC 909** Very Dark Emerald Green
- **DMC 550** Very Dark Violet
- **DMC 782** Dark Topaz
- **DMC 3837** Ultra Dark Lavender
- **DMC 783** Medium Topaz
- **DMC 211** Light Lavender
- **DMC 745** Light Pale Yellow
- **DMC 208** Very Dark Lavender

Victorian pansy wreath pillow

Needlepoint pattern

This page is the dark part of the chart

Columns 66 to 130, rows 1 to 65. Gray squares: charted already, do not stitch again



Key

- ● **DMC 310** Black
- ▼ **DMC 728** Topaz
- H **DMC 210** Medium Lavender
- T **DMC 435** Very Light Brown
- Z **DMC 987** Dark Forest Green
- A **DMC 3011** Dark Khaki Green
- V **DMC 522** Fern Green
- = **DMC 909** Very Dark Emerald Green
- ■ **DMC 550** Very Dark Violet
- ▲ **DMC 782** Dark Topaz
- ❖ **DMC 3837** Ultra Dark Lavender
- ◆ **DMC 783** Medium Topaz
- \+ **DMC 211** Light Lavender
- ★ **DMC 745** Light Pale Yellow
- X **DMC 208** Very Dark Lavender

Victorian pansy wreath pillow

Needlepoint pattern

This page is the dark part of the chart

Columns 1 to 65, rows 66 to 130. Gray squares: charted already, do not stitch again



Key

- ● **DMC 310** Black
- ▼ **DMC 728** Topaz
- H **DMC 210** Medium Lavender
- T **DMC 435** Very Light Brown
- Z **DMC 987** Dark Forest Green
- A **DMC 3011** Dark Khaki Green
- V **DMC 522** Fern Green
- = **DMC 909** Very Dark Emerald Green
- ■ **DMC 550** Very Dark Violet
- ▲ **DMC 782** Dark Topaz
- ❖ **DMC 3837** Ultra Dark Lavender
- ◆ **DMC 783** Medium Topaz
- \+ **DMC 211** Light Lavender
- ★ **DMC 745** Light Pale Yellow
- X **DMC 208** Very Dark Lavender

Victorian pansy wreath pillow

Needlepoint pattern

This page is the dark part of the chart

Columns 66 to 130, rows 66 to 130. Gray squares: charted already, do not stitch again



Key

- ● **DMC 310** Black
- ▼ **DMC 728** Topaz
- H **DMC 210** Medium Lavender
- T **DMC 435** Very Light Brown
- Z **DMC 987** Dark Forest Green
- A **DMC 3011** Dark Khaki Green
- V **DMC 522** Fern Green
- = **DMC 909** Very Dark Emerald Green
- ■ **DMC 550** Very Dark Violet
- ❖ **DMC 3837** Ultra Dark Lavender
- ◆ **DMC 783** Medium Topaz
- \+ **DMC 211** Light Lavender
- ★ **DMC 745** Light Pale Yellow
- X **DMC 208** Very Dark Lavender