Baby owls under a patchwork blanket

Needlepoint pattern | 160 x 120 stitches | 16 x 12 in (40.6 x 30.5 cm) on 10 mesh | 22 colors



How to stitch it



1. Each square is one tent stitch, up at 1, down at 2. Lines in continental, right to left, the canvas upside down for the next row; wide areas in basketweave.
2. Cut 18 in of thread. Start and end it without a knot left behind.
3. Mark the middle of the canvas. It is the outlined square on page 2, column 80, row 60 (DMC 729): start there. Count threads, not holes.
4. Go on from it: picture first, background last. Gray squares are on two pages: stitch them once.
5. Last, two more rows all round, each stitch in the color it lies beside: the seam hides them.

First time? How to needlepoint: flossfield.com/needlepoint/guides/how-to-start/
How to read a chart: flossfield.com/needlepoint/guides/how-to-read-a-chart/

What you need

Canvas: blank mono canvas, 10 mesh (10 threads to the inch), cut 20.5 in wide x 16.5 in high (52.1 x 41.9 cm).

Needle: blunt tapestry, size 18. Also masking tape for the cut edges, and small scissors.

Thread: pearl cotton size 3, 22 colors, about 41 skeins in all (an estimate). Stitch with 2 lengths together.

Make it a pillow: backing fabric, an insert the size of the stitching or an inch larger, and cord or piping for the edge. How to finish a pillow.

Thread list, DMC

			stitches	skeins
○	158	Medium Very Dark Cornflower Blue	2,371	5
□	3807	Cornflower Blue	2,347	4
▲	712	Cream	1,951	4
◆	3722	Medium Shell Pink	1,636	3
▼	453	Light Shell Gray	1,187	2
★	522	Fern Green	1,080	2
❖	729	Medium Old Gold	1,010	2
X	3802	Very Dark Antique Mauve	965	2
H	402	Very Light Mahogany	883	2
+	3865	Winter White	865	2
=	931	Medium Antique Blue	858	2
Z	645	Very Dark Beaver Gray	555	1
A	646	Dark Beaver Gray	518	1
V	434	Light Brown	502	1
T	801	Dark Coffee Brown	468	1
N	3752	Very Light Antique Blue	448	1
S	437	Light Tan	394	1
K	919	Red Copper	322	1
E	823	Dark Navy Blue	298	1
C	921	Copper	296	1
P	3371	Black Brown	144	1
U	738	Very Light Tan	102	1

Skeins are estimates, with the two extra rows: the thread a stitch takes on the front and back of 10 mesh canvas, plus 30 percent, rounded up for each color.

Thread colors are approximate screen matches to DMC numbers. Check against real thread before you buy.

For your own stitching, gifts and handmade pieces you sell. Do not resell or share this PDF or copies of it.

Baby owls under a patchwork blanket

Needlepoint pattern

Columns 1 to 84, rows 1 to 64. Start at the red outline

This page is the dark part of the chart



Key

- DMC 158 — Medium Very Dark Cornflower Blue
- DMC 3807 — Cornflower Blue
- DMC 712 — Cream
- DMC 3722 — Medium Shell Pink
- DMC 453 — Light Shell Gray
- DMC 522 — Fern Green
- DMC 729 — Medium Old Gold
- DMC 3865 — Winter White
- DMC 645 — Very Dark Beaver Gray
- DMC 646 — Dark Beaver Gray
- DMC 434 — Light Brown
- DMC 801 — Dark Coffee Brown
- DMC 437 — Light Tan
- DMC 823 — Dark Navy Blue
- DMC 3371 — Black Brown
- DMC 738 — Very Light Tan

Baby owls under a patchwork blanket Needlepoint pattern

Columns 85 to 160, rows 1 to 64. Gray squares: charted already, do not stitch again

This page is the dark part of the chart



Key

- **DMC 158** Medium Very Dark Cornflower Blue
- **DMC 3807** Cornflower Blue
- **DMC 712** Cream
- **DMC 3722** Medium Shell Pink
- **DMC 453** Light Shell Gray
- **DMC 522** Fern Green
- **DMC 729** Medium Old Gold
- **DMC 402** Very Light Mahogany
- **DMC 645** Very Dark Beaver Gray
- **DMC 646** Dark Beaver Gray
- **DMC 434** Light Brown
- **DMC 801** Dark Coffee Brown
- **DMC 919** Red Copper
- **DMC 921** Copper
- **DMC 3371** Black Brown

Baby owls under a patchwork blanket

Needlepoint pattern

Columns 1 to 84, rows 65 to 120. Gray squares: charted already, do not stitch again

This page is the dark part of the chart



Key

- ▲ **DMC 712** Cream
- ◆ **DMC 3722** Medium Shell Pink
- ▼ **DMC 453** Light Shell Gray
- ★ **DMC 522** Fern Green
- ❖ **DMC 729** Medium Old Gold
- X **DMC 3802** Very Dark Antique Mauve
- \+ **DMC 3865** Winter White
- = **DMC 931** Medium Antique Blue
- Z **DMC 645** Very Dark Beaver Gray
- A **DMC 646** Dark Beaver Gray
- V **DMC 434** Light Brown
- T **DMC 801** Dark Coffee Brown
- N **DMC 3752** Very Light Antique Blue
- S **DMC 437** Light Tan
- U **DMC 738** Very Light Tan

Baby owls under a patchwork blanket

Needlepoint pattern

Columns 85 to 160, rows 65 to 120. Gray squares: charted already, do not stitch again

This page is the dark part of the chart



Key

- ▲ **DMC 712** Cream
- ◆ **DMC 3722** Medium Shell Pink
- ▼ **DMC 453** Light Shell Gray
- ★ **DMC 522** Fern Green
- ❖ **DMC 729** Medium Old Gold
- X **DMC 3802** Very Dark Antique Mauve
- H **DMC 402** Very Light Mahogany
- = **DMC 931** Medium Antique Blue
- Z **DMC 645** Very Dark Beaver Gray
- A **DMC 646** Dark Beaver Gray
- T **DMC 801** Dark Coffee Brown
- N **DMC 3752** Very Light Antique Blue
- K **DMC 919** Red Copper
- C **DMC 921** Copper
- P **DMC 3371** Black Brown
- U **DMC 738** Very Light Tan