Quilted backgammon board in prints

Needlepoint pattern | 231 x 195 stitches | 17.8 x 15 in (45.1 x 38.1 cm) on 13 mesh | 15 colors



How to stitch it



1. Each square is one tent stitch, up at 1, down at 2. Lines in continental, right to left, the canvas upside down for the next row; wide areas in basketweave.
2. Cut 18 in of thread. Start and end it without a knot left behind.
3. Mark the middle of the canvas. It is the outlined square on page 7, column 116, row 98 (DMC 744): start there. Count threads, not holes.
4. Go on from it: picture first, background last. Gray squares are on two pages: stitch them once.
5. Last, two more rows all round in DMC 815: the board's edge hides them.

First time? How to needlepoint: flossfield.com/needlepoint/guides/how-to-start/
How to read a chart: flossfield.com/needlepoint/guides/how-to-read-a-chart/

What you need

Canvas: blank mono canvas, 13 mesh (13 threads to the inch), cut 22.5 in wide x 19.5 in high (57.2 x 49.5 cm).

Needle: blunt tapestry, size 20. Also masking tape for the cut edges, and small scissors.

Thread: six-strand floss, 15 colors, about 76 skeins in all (an estimate). Stitch with 7 strands (8 if canvas shows).

Make it a game board: a rigid board, and glass or a rim of wood. How to make a game board.

Thread list, DMC

			stitches	skeins
●	**712**	Cream	18,916	28
□	**815**	Medium Garnet	6,364	12
△	**823**	Dark Navy Blue	4,188	7
◆	**895**	Very Dark Hunter Green	2,258	4
▽	**801**	Dark Coffee Brown	2,254	4
★	**738**	Very Light Tan	2,048	3
❖	**3325**	Light Baby Blue	1,940	3
X	**744**	Pale Yellow	1,821	3
H	**435**	Very Light Brown	1,684	3
+	**3013**	Light Khaki Green	1,122	2
=	**3712**	Medium Salmon	1,046	2
Z	**3808**	Ultra Very Dark Turquoise	848	2
A	**322**	Dark Baby Blue	316	1
V	**3811**	Very Light Turquoise	152	1
T	**761**	Light Salmon	88	1

Skeins are estimates, with the two extra rows: the thread a stitch takes on the front and back of 13 mesh canvas, plus 30 percent, rounded up for each color.

Thread colors are approximate screen matches to DMC numbers. Check against real thread before you buy.

For your own stitching, gifts and handmade pieces you sell. Do not resell or share this PDF or copies of it.

Quilted backgammon board in prints

Needlepoint pattern

Columns 1 to 58, rows 1 to 93

This page is the dark part of the chart



Key

- ● **DMC 712** Cream
- ■ **DMC 815** Medium Garnet
- ▲ **DMC 823** Dark Navy Blue
- ◆ **DMC 895** Very Dark Hunter Green
- ▼ **DMC 801** Dark Coffee Brown
- ★ **DMC 738** Very Light Tan
- ❖ **DMC 3325** Light Baby Blue
- X **DMC 744** Pale Yellow
- H **DMC 435** Very Light Brown
- = **DMC 3712** Medium Salmon
- T **DMC 761** Light Salmon

Quilted backgammon board in prints Needlepoint pattern

Columns 59 to 120, rows 1 to 93. Gray squares: charted already, do not stitch again

This page is the dark part of the chart



Quilted backgammon board in prints Needlepoint pattern

Columns 121 to 174, rows 1 to 93. Gray squares: charted already, do not stitch again

This page is the dark part of the chart



Key

- ● **DMC 712** Cream
- □ **DMC 815** Medium Garnet
- ▲ **DMC 823** Dark Navy Blue
- ◆ **DMC 895** Very Dark Hunter Green
- ▼ **DMC 801** Dark Coffee Brown
- ★ **DMC 738** Very Light Tan
- ❖ **DMC 3325** Light Baby Blue
- X **DMC 744** Pale Yellow
- H **DMC 435** Very Light Brown
- \+ **DMC 3013** Light Khaki Green
- = **DMC 3712** Medium Salmon

Quilted backgammon board in prints Needlepoint pattern

Columns 175 to 231, rows 1 to 93. Gray squares: charted already, do not stitch again

This page is the dark part of the chart





Key

- ● **DMC 712** Cream
- ■ **DMC 815** Medium Garnet
- ▲ **DMC 823** Dark Navy Blue
- ◆ **DMC 895** Very Dark Hunter Green
- ▼ **DMC 801** Dark Coffee Brown
- ★ **DMC 738** Very Light Tan
- ❖ **DMC 3325** Light Baby Blue
- X **DMC 744** Pale Yellow
- H **DMC 435** Very Light Brown
- Z **DMC 3808** Ultra Very Dark Turquoise
- A **DMC 322** Dark Baby Blue
- V **DMC 3811** Very Light Turquoise

Quilted backgammon board in prints

Needlepoint pattern

Columns 1 to 58, rows 94 to 195. Gray squares: charted already, do not stitch again

This page is the dark part of the chart



Key

- ● **DMC 712** Cream
- ■ **DMC 815** Medium Garnet
- ▲ **DMC 823** Dark Navy Blue
- ◆ **DMC 895** Very Dark Hunter Green
- ▼ **DMC 801** Dark Coffee Brown
- ★ **DMC 738** Very Light Tan
- ❖ **DMC 3325** Light Baby Blue
- X **DMC 744** Pale Yellow
- H **DMC 435** Very Light Brown
- Z **DMC 3808** Ultra Very Dark Turquoise
- A **DMC 322** Dark Baby Blue
- V **DMC 3811** Very Light Turquoise

Quilted backgammon board in prints

Needlepoint pattern

Columns 59 to 120, rows 94 to 195. Start at the red outline. Gray squares: charted already, do not stitch again

This page is the dark part of the chart



Quilted backgammon board in prints Needlepoint pattern

Columns 121 to 174, rows 94 to 195. Gray squares: charted already, do not stitch again

This page is the dark part of the chart





Key

- ● **DMC 712** Cream
- ■ **DMC 815** Medium Garnet
- ▲ **DMC 823** Dark Navy Blue
- ◆ **DMC 895** Very Dark Hunter Green
- ▼ **DMC 801** Dark Coffee Brown
- ★ **DMC 738** Very Light Tan
- ❖ **DMC 3325** Light Baby Blue
- X **DMC 744** Pale Yellow
- H **DMC 435** Very Light Brown
- \+ **DMC 3013** Light Khaki Green
- = **DMC 3712** Medium Salmon
- A **DMC 322** Dark Baby Blue

Quilted backgammon board in prints Needlepoint pattern

Columns 175 to 231, rows 94 to 195. Gray squares: charted already, do not stitch again

This page is the dark part of the chart



Key

- ● **DMC 712** Cream
- ■ **DMC 815** Medium Garnet
- ▲ **DMC 823** Dark Navy Blue
- ◆ **DMC 895** Very Dark Hunter Green
- ▼ **DMC 801** Dark Coffee Brown
- ★ **DMC 738** Very Light Tan
- ❖ **DMC 3325** Light Baby Blue
- X **DMC 744** Pale Yellow
- H **DMC 435** Very Light Brown
- = **DMC 3712** Medium Salmon
- T **DMC 761** Light Salmon