Beach umbrella quilt from above

Needlepoint pattern | 130 x 130 stitches | 10 x 10 in (25.4 x 25.4 cm) on 13 mesh | 8 colors



Thread key

			stitches	yards	skeins
●	**DMC 437**	Light Tan	5,262	50	8
■	**DMC BLANC**	White	4,872	47	8
▲	**DMC 3765**	Very Dark Peacock Blue	2,956	28	5
◆	**DMC 598**	Light Turquoise	1,124	11	2
▼	**DMC 725**	Medium Light Topaz	968	10	2
★	**DMC 350**	Medium Coral	632	6	1
❖	**DMC 435**	Very Light Brown	546	6	1
X	**DMC 823**	Dark Navy Blue	540	6	1

One chart square is one tent stitch over one canvas intersection.

Cut the canvas at least 14 x 14 in (35.6 x 35.6 cm) for 13 mesh: the design and 2 in (5.1 cm) of margin on every side.

16,900 stitches in all. Start from the center: a red arrow above the chart marks the center column, and one to the left of it the center row. The arrows are on the pages those lines cross.

The chart is divided evenly over 4 pages. Where chart pages join, gray squares repeat two rows or columns. The small picture at the top of each chart page shows which part it is.

Thread: six-strand floss, 7 or 8 strands in the needle on 13 mesh (counted at 8), about 28 skeins of 8.7 yd in all. Or pearl cotton size 3, 1 strand, about 14 skeins of 16.4 yd; or tapestry wool, 1 strand, about 23 skeins of 8.7 yd; or Persian wool, 2 strands, about 17 skeins of 8 yd. Wool is numbered differently: match it by eye. Needle: tapestry, size 20.

Yards and skeins are estimates: the thread a stitch takes on the front and back of 13 mesh canvas, plus 30 percent, rounded up for each color (about 164 yards in all, as the thread lies in the needle).

Thread colors are approximate screen matches to DMC numbers. Check against real thread before you buy.

Make it a pillow: also have backing fabric, an insert the size of the stitching or an inch larger, and cord or piping for the edge. The seam takes the last two rows: stitch two extra rows all round, or keep the edge plain. "How to finish a pillow" is a guide linked from this pattern's page.

For your own stitching, gifts and handmade pieces you sell. Do not resell or share this PDF.

Beach umbrella quilt from above

Needlepoint pattern

Chart 1 of 4: columns 1 to 65, rows 1 to 65

This page is the dark part of the chart



Beach umbrella quilt from above

Needlepoint pattern

This page is the dark part of the chart

Chart 2 of 4: columns 66 to 130, rows 1 to 65; gray squares repeat columns 64 and 65

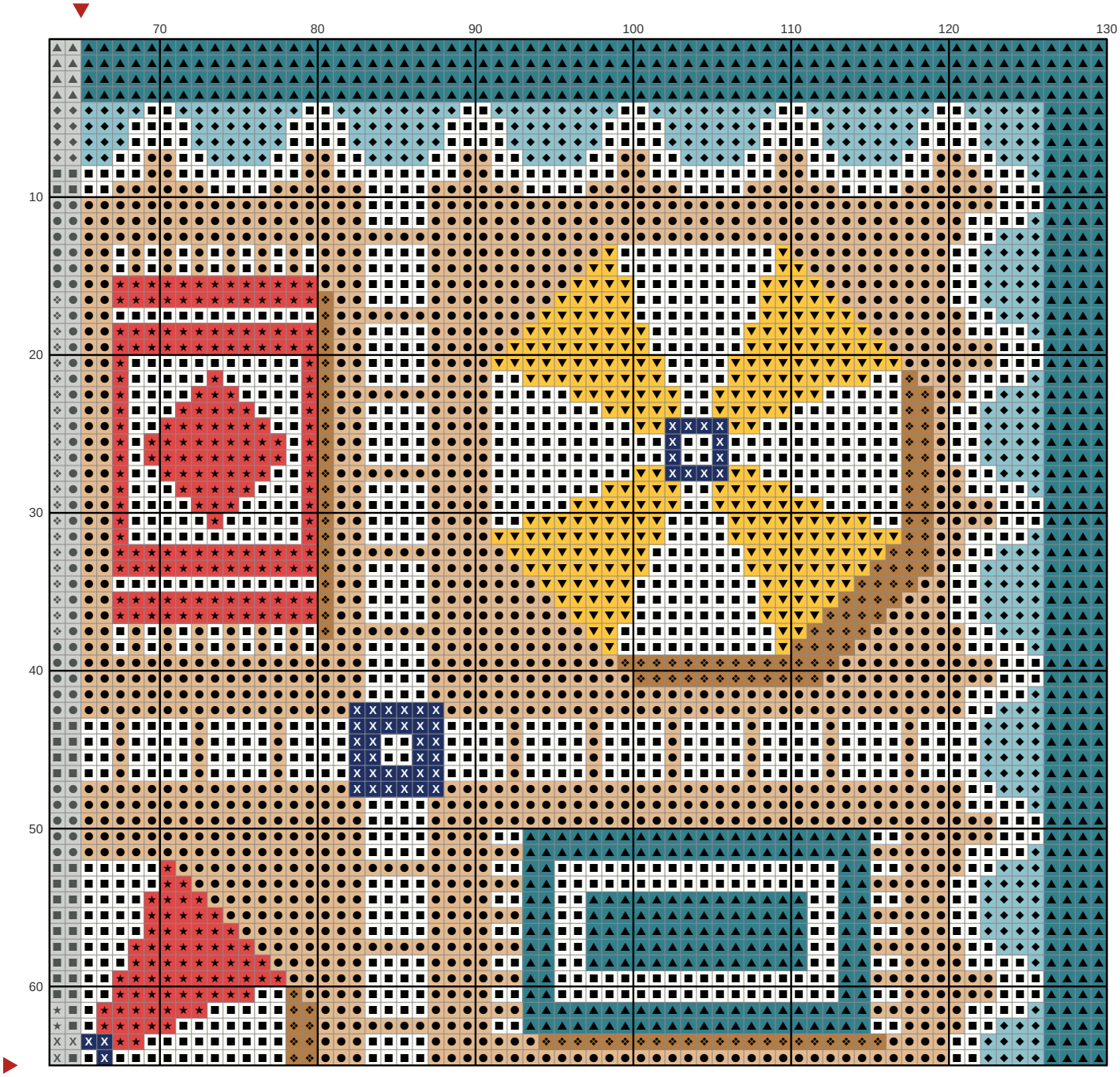

Beach umbrella quilt from above

Needlepoint pattern

Chart 3 of 4: columns 1 to 65, rows 66 to 130; gray squares repeat rows 64 and 65

This page is the dark part of the chart



Beach umbrella quilt from above

Needlepoint pattern

This page is the dark part of the chart

Chart 4 of 4: columns 66 to 130, rows 66 to 130; gray squares repeat columns 64 and 65 and rows 64 and 65

