Bless this home and all who enter, quilt

Needlepoint pattern | 182 x 182 stitches | 14 x 14 in (35.6 x 35.6 cm) on 13 mesh | 15 colors



How to stitch it



1. Each square is one tent stitch, up at 1, down at 2. Lines in continental, right to left, the canvas upside down for the next row; wide areas in basketweave.
2. Cut 18 in of thread. Start and end it without a knot left behind.
3. Mark the middle of the canvas. It is the outlined square on page 3, column 91, row 91 (DMC 746): start there. Count threads, not holes.
4. Go on from it: picture first, background last. Gray squares are on two pages: stitch them once.
5. Last, two more rows all round in DMC 746: the seam hides them.

First time? How to needlepoint: flossfield.com/needlepoint/guides/how-to-start/
How to read a chart: flossfield.com/needlepoint/guides/how-to-read-a-chart/

What you need

Canvas: blank mono canvas, 13 mesh (13 threads to the inch), cut 18.5 in square (47 cm).

Needle: blunt tapestry, size 20. Also masking tape for the cut edges, and small scissors.

Thread: six-strand floss, 15 colors, about 58 skeins in all (an estimate). Stitch with 7 strands (8 if canvas shows).

Make it a pillow: backing fabric, an insert the size of the stitching or an inch larger, and cord or piping for the edge. How to finish a pillow.

Thread list, DMC

			stitches	skeins
●	**746**	Off White	19,167	30
□	**3777**	Very Dark Terra Cotta	2,800	5
▲	**3750**	Very Dark Antique Blue	2,554	4
◆	**3823**	Ultra Pale Yellow	2,270	4
▽	**839**	Dark Beige Brown	1,628	3
★	**3362**	Dark Pine Green	974	2
❖	**931**	Medium Antique Blue	909	2
X	**677**	Very Light Old Gold	671	1
H	**3779**	Very Light Rosewood	553	1
+	**3829**	Very Dark Old Gold	423	1
=	**3053**	Green Gray	401	1
Z	**3752**	Very Light Antique Blue	311	1
A	**729**	Medium Old Gold	237	1
V	**3830**	Terra Cotta	206	1
T	**841**	Light Beige Brown	20	1

Skeins are estimates, with the two extra rows: the thread a stitch takes on the front and back of 13 mesh canvas, plus 30 percent, rounded up for each color.

Thread colors are approximate screen matches to DMC numbers. Check against real thread before you buy.

For your own stitching, gifts and handmade pieces you sell. Do not resell or share this PDF or copies of it.

Bless this home and all who enter, quilt

Needlepoint pattern

This page is the dark part of the chart

Columns 1 to 61, rows 1 to 91



Key

- **DMC 746** Off White
- **DMC 3777** Very Dark Terra Cotta
- **DMC 3750** Very Dark Antique Blue
- **DMC 3823** Ultra Pale Yellow
- **DMC 839** Dark Beige Brown
- **DMC 3362** Dark Pine Green
- **DMC 931** Medium Antique Blue
- **DMC 677** Very Light Old Gold
- **DMC 3779** Very Light Rosewood
- **DMC 3829** Very Dark Old Gold
- **DMC 729** Medium Old Gold
- **DMC 3830** Terra Cotta

Bless this home and all who enter, quilt

Needlepoint pattern

This page is the dark part of the chart



Columns 62 to 122, rows 1 to 91. Start at the red outline. Gray squares: charted already, do not stitch again



Key

- ● **DMC 746** Off White
- □ **DMC 3777** Very Dark Terra Cotta
- ▲ **DMC 3750** Very Dark Antique Blue
- ◆ **DMC 3823** Ultra Pale Yellow
- ▼ **DMC 839** Dark Beige Brown
- ★ **DMC 3362** Dark Pine Green
- ❖ **DMC 931** Medium Antique Blue
- = **DMC 3053** Green Gray
- Z **DMC 3752** Very Light Antique Blue
- A **DMC 729** Medium Old Gold

Bless this home and all who enter, quilt

Needlepoint pattern

This page is the dark part of the chart

Columns 123 to 182, rows 1 to 91. Gray squares: charted already, do not stitch again



Key

- DMC 746 Off White
- DMC 3777 Very Dark Terra Cotta
- DMC 3750 Very Dark Antique Blue
- DMC 3823 Ultra Pale Yellow
- DMC 839 Dark Beige Brown
- DMC 3362 Dark Pine Green
- DMC 931 Medium Antique Blue
- X DMC 677 Very Light Old Gold
- H DMC 3779 Very Light Rosewood
- \+ DMC 3829 Very Dark Old Gold
- Z DMC 3752 Very Light Antique Blue
- A DMC 729 Medium Old Gold
- T DMC 841 Light Beige Brown

Bless this home and all who enter, quilt

Needlepoint pattern

This page is the dark part of the chart

Columns 1 to 61, rows 92 to 182. Gray squares: charted already, do not stitch again



Key

- ● **DMC 746** Off White
- □ **DMC 3777** Very Dark Terra Cotta
- △ **DMC 3750** Very Dark Antique Blue
- ◆ **DMC 3823** Ultra Pale Yellow
- ▽ **DMC 839** Dark Beige Brown
- ★ **DMC 3362** Dark Pine Green
- ❖ **DMC 931** Medium Antique Blue
- X **DMC 677** Very Light Old Gold
- H **DMC 3779** Very Light Rosewood
- \+ **DMC 3829** Very Dark Old Gold
- = **DMC 3053** Green Gray
- Z **DMC 3752** Very Light Antique Blue
- A **DMC 729** Medium Old Gold

Bless this home and all who enter, quilt

Needlepoint pattern

Columns 62 to 122, rows 92 to 182. Gray squares: charted already, do not stitch again

This page is the dark part of the chart



Key

- ● **DMC 746** Off White
- ■ **DMC 3777** Very Dark Terra Cotta
- ▲ **DMC 3750** Very Dark Antique Blue
- ◆ **DMC 3823** Ultra Pale Yellow
- ▼ **DMC 839** Dark Beige Brown
- ★ **DMC 3362** Dark Pine Green
- ❖ **DMC 931** Medium Antique Blue
- X **DMC 677** Very Light Old Gold
- H **DMC 3779** Very Light Rosewood
- \+ **DMC 3829** Very Dark Old Gold
- = **DMC 3053** Green Gray
- A **DMC 729** Medium Old Gold
- V **DMC 3830** Terra Cotta

Bless this home and all who enter, quilt

Needlepoint pattern

This page is the dark part of the chart

Columns 123 to 182, rows 92 to 182. Gray squares: charted already, do not stitch again



Key

- ● **DMC 746** Off White
- ■ **DMC 3777** Very Dark Terra Cotta
- ▲ **DMC 3750** Very Dark Antique Blue
- ◆ **DMC 3823** Ultra Pale Yellow
- ▼ **DMC 839** Dark Beige Brown
- ★ **DMC 3362** Dark Pine Green
- ❖ **DMC 931** Medium Antique Blue
- X **DMC 677** Very Light Old Gold
- H **DMC 3779** Very Light Rosewood
- \+ **DMC 3829** Very Dark Old Gold
- = **DMC 3053** Green Gray
- Z **DMC 3752** Very Light Antique Blue
- A **DMC 729** Medium Old Gold