Calico cat on a patchwork quilt stocking

Needlepoint pattern | 143 x 234 stitches | 11 x 18 in (27.9 x 45.7 cm) on 13 mesh | 24 colors



Thread key, DMC

			stitches	yards	skeins
●	739	Ultra Very Light Tan	6,118	58	9
■	816	Garnet	2,681	26	4
▲	930	Dark Antique Blue	2,496	24	4
◆	413	Dark Pewter Gray	1,239	12	2
▼	3865	Winter White	1,218	12	2
★	3853	Dark Autumn Gold	1,174	12	2
❖	520	Dark Fern Green	1,025	10	2
X	738	Very Light Tan	997	10	2
O	3722	Medium Shell Pink	808	8	2
+	524	Very Light Fern Green	752	8	2
=	522	Fern Green	681	7	1
Z	932	Light Antique Blue	605	6	1
A	451	Dark Shell Gray	593	6	1
V	931	Medium Antique Blue	551	6	1
T	841	Light Beige Brown	337	4	1
N	814	Dark Garnet	330	4	1
S	3799	Very Dark Pewter Gray	263	3	1
K	310	Black	244	3	1
E	452	Medium Shell Gray	181	2	1
C	922	Light Copper	177	2	1
P	453	Light Shell Gray	152	2	1
U	920	Medium Copper	128	2	1
L	3750	Very Dark Antique Blue	102	1	1
2	921	Copper	68	1	1

One chart square is one tent stitch over one canvas intersection.

Cut the canvas at least 15 x 22 in (38.1 x 55.9 cm) for 13 mesh: the design and 2 in (5.1 cm) of margin on every side.

22,920 stitches in all, inside the outline: the chart is 143 x 234 at its widest and tallest. Start from the center: a red arrow above the chart marks the center column, and one to the left of it the center row. The arrows are on the pages those lines cross.

The chart is on 4 pages, each cut to what is stitched: bare canvas has no page, and a join falls on plain ground where it can. Pages 2 and 3 are turned on their side, for a part that is wider than it is tall. Where chart pages join, gray squares repeat two rows or columns. The small picture at the top of each chart page shows which part it is.

Thread: six-strand floss, 7 or 8 strands in the needle on 13 mesh (counted at 8), about 45 skeins of 8.7 yd in all. Or pearl cotton size 3, 1 strand, about 29 skeins of 16.4 yd; or tapestry wool, 1 strand, about 39 skeins of 8.7 yd; or Persian wool, 2 strands, about 31 skeins of 8 yd. Wool is numbered differently: match it by eye. Needle: tapestry, size 20.

Yards and skeins are estimates: the thread a stitch takes on the front and back of 13 mesh canvas, plus 30 percent, rounded up for each color (about 229 yards in all, as the thread lies in the needle).

Thread colors are approximate screen matches to DMC numbers. Check against real thread before you buy.

Make it a stocking: also have backing and lining fabric, cord or piping, and a loop. Finishers ask for stockings months before Christmas, and most want two extra rows all round. Ask yours before the edge, and stitch a name first. "How to finish a stocking" is a guide linked from this pattern's page.

For your own stitching, gifts and handmade pieces you sell. Do not resell or share this PDF.

Calico cat on a patchwork quilt stocking

Needlepoint pattern

Chart 1 of 4: columns 62 to 143, rows 1 to 71

This page is the dark part of the chart



Calico cat on a patchwork quilt stocking

Needlepoint pattern

This page is the dark part of the chart

Chart 2 of 4: columns 61 to 143, rows 72 to 140; gray squares repeat rows 70 and 71



Calico cat on a patchwork quilt stocking

Needlepoint pattern

This page is the dark part of the chart

Chart 3 of 4: columns 1 to 72, rows 141 to 234; gray squares repeat rows 139 and 140



Calico cat on a patchwork quilt stocking

Needlepoint pattern

This page is the dark part of the chart

Chart 4 of 4: columns 73 to 143, rows 141 to 234; gray squares repeat columns 71 and 72 and rows 139 and 140

