Calico cat on a patchwork quilt stocking

Needlepoint pattern | 143 x 234 stitches | 11 x 18 in (27.9 x 45.7 cm) on 13 mesh | 24 colors



Thread key, DMC

			stitches	yards	skeins
●	**739**	Ultra Very Light Tan	6,118	58	9
□	**816**	Garnet	2,681	26	4
▲	**930**	Dark Antique Blue	2,496	24	4
◆	**413**	Dark Pewter Gray	1,239	12	2
▼	**3865**	Winter White	1,218	12	2
★	**3853**	Dark Autumn Gold	1,174	12	2
❖	**520**	Dark Fern Green	1,025	10	2
X	**738**	Very Light Tan	997	10	2
O	**3722**	Medium Shell Pink	808	8	2
+	**524**	Very Light Fern Green	752	8	2
=	**522**	Fern Green	681	7	1
Z	**932**	Light Antique Blue	605	6	1
A	**451**	Dark Shell Gray	593	6	1
V	**931**	Medium Antique Blue	551	6	1
T	**841**	Light Beige Brown	337	4	1
N	**814**	Dark Garnet	330	4	1
S	**3799**	Very Dark Pewter Gray	263	3	1
K	**310**	Black	244	3	1
E	**452**	Medium Shell Gray	181	2	1
C	**922**	Light Copper	177	2	1
P	**453**	Light Shell Gray	152	2	1
U	**920**	Medium Copper	128	2	1
L	**3750**	Very Dark Antique Blue	102	1	1
2	**921**	Copper	68	1	1

One chart square is one tent stitch over one canvas intersection.

Cut the canvas at least 15 x 22 in (38.1 x 55.9 cm) for 13 mesh: the design and 2 in (5.1 cm) of margin on every side.

22,920 stitches in all, inside the outline: the chart is 143 x 234 at its widest and tallest. Start from the center: a red arrow above the chart marks the center column, and one to the left of it the center row. The arrows are on the pages those lines cross.

The chart is on 4 pages, each cut to what is stitched: bare canvas has no page, and a join falls on plain ground where it can. Pages 2 and 3 are turned on their side, for a part that is wider than it is tall. Where chart pages join, gray squares repeat two rows or columns. The small picture at the top of each chart page shows which part it is.

Thread: six-strand floss, 7 or 8 strands in the needle on 13 mesh (counted at 8), about 45 skeins of 8.7 yd in all. Or pearl cotton size 3, 1 strand, about 29 skeins of 16.4 yd; or tapestry wool, 1 strand, about 39 skeins of 8.7 yd; or Persian wool, 2 strands, about 31 skeins of 8 yd. Wool is numbered differently: match it by eye. Needle: tapestry, size 20.

Yards and skeins are estimates: the thread a stitch takes on the front and back of 13 mesh canvas, plus 30 percent, rounded up for each color (about 229 yards in all, as the thread lies in the needle).

Thread colors are approximate screen matches to DMC numbers. Check against real thread before you buy.

Make it a stocking: also have backing and lining fabric, cord or piping, and a loop. Finishers ask for stockings months before Christmas, and most want two extra rows all round. Ask yours before the edge, and stitch a name first. "How to finish a stocking" is a guide linked from this pattern's page.

For your own stitching, gifts and handmade pieces you sell. Do not resell or share this PDF.

Calico cat on a patchwork quilt stocking

Needlepoint pattern

This page is the dark part of the chart

Chart 1 of 4: columns 62 to 143, rows 1 to 71



Calico cat on a patchwork quilt stocking

Needlepoint pattern

Chart 2 of 4: columns 61 to 143, rows 72 to 140; gray squares repeat rows 70 and 71

This page is the dark part of the chart



Calico cat on a patchwork quilt stocking

Needlepoint pattern

Chart 3 of 4: columns 1 to 72, rows 141 to 234; gray squares repeat rows 139 and 140

This page is the dark part of the chart



Calico cat on a patchwork quilt stocking

Needlepoint pattern

This page is the dark part of the chart

Chart 4 of 4: columns 73 to 143, rows 141 to 234; gray squares repeat columns 71 and 72 and rows 139 and 140

