Nine dog breeds patchwork pillow

Needlepoint pattern | 182 x 182 stitches | 14 x 14 in (35.6 x 35.6 cm) on 13 mesh | 24 colors



Thread key, DMC

			stitches	yards	skeins
●	3750	Very Dark Antique Blue	7,056	67	11
■	ECRU	Ecru	4,016	39	6
▲	3721	Dark Shell Pink	3,096	30	5
◆	BLANC	White	2,893	28	5
▼	932	Light Antique Blue	2,274	22	4
★	3799	Very Dark Pewter Gray	1,759	17	3
❖	316	Medium Antique Mauve	1,616	16	3
X	523	Light Fern Green	1,294	13	2
O	976	Medium Golden Brown	1,248	12	2
+	745	Light Pale Yellow	1,234	12	2
=	310	Black	1,183	12	2
Z	977	Light Golden Brown	1,113	11	2
A	3033	Very Light Mocha Brown	860	9	2
V	524	Very Light Fern Green	550	6	1
T	838	Very Dark Beige Brown	506	5	1
N	433	Medium Brown	468	5	1
S	3827	Pale Golden Brown	443	5	1
K	317	Pewter Gray	337	4	1
E	648	Light Beaver Gray	315	3	1
C	677	Very Light Old Gold	296	3	1
P	646	Dark Beaver Gray	245	3	1
U	3752	Very Light Antique Blue	168	2	1
L	3727	Light Antique Mauve	78	1	1
2	3712	Medium Salmon	76	1	1

One chart square is one tent stitch over one canvas intersection.

Cut the canvas at least 18 x 18 in (45.7 x 45.7 cm) for 13 mesh: the design and 2 in (5.1 cm) of margin on every side.

33,124 stitches in all. Start from the center: a red arrow above the chart marks the center column, and one to the left of it the center row. The arrows are on the pages those lines cross.

The chart is on 5 pages, each cut to what is stitched: bare canvas has no page, and a join falls on plain ground where it can. Pages 2 and 3 are turned on their side, for a part that is wider than it is tall. Where chart pages join, gray squares repeat two rows or columns. The small picture at the top of each chart page shows which part it is.

Thread: six-strand floss, 7 or 8 strands in the needle on 13 mesh (counted at 8), about 60 skeins of 8.7 yd in all. Or pearl cotton size 3, 1 strand, about 34 skeins of 16.4 yd; or tapestry wool, 1 strand, about 50 skeins of 8.7 yd; or Persian wool, 2 strands, about 40 skeins of 8 yd. Wool is numbered differently: match it by eye. Needle: tapestry, size 20.

Yards and skeins are estimates: the thread a stitch takes on the front and back of 13 mesh canvas, plus 30 percent, rounded up for each color (about 326 yards in all, as the thread lies in the needle).

Thread colors are approximate screen matches to DMC numbers. Check against real thread before you buy.

Make it a pillow: also have backing fabric, an insert the size of the stitching or an inch larger, and cord or piping for the edge. The seam takes the last two rows: stitch two extra rows all round, or keep the edge plain. "How to finish a pillow" is a guide linked from this pattern's page.

For your own stitching, gifts and handmade pieces you sell. Do not resell or share this PDF.

Nine dog breeds patchwork pillow

Needlepoint pattern

Chart 1 of 5: columns 1 to 91, rows 1 to 74

This page is the dark part of the chart



Nine dog breeds patchwork pillow

Needlepoint pattern

This page is the dark part of the chart

Chart 2 of 5: columns 92 to 182, rows 1 to 74; gray squares repeat columns 90 and 91



Nine dog breeds patchwork pillow Needlepoint pattern

This page is the dark part of the chart

Chart 3 of 5: columns 1 to 61, rows 75 to 182; gray squares repeat rows 73 and 74



Nine dog breeds patchwork pillow

Needlepoint pattern

This page is the dark part of the chart

Chart 4 of 5: columns 62 to 122, rows 75 to 182; gray squares repeat columns 60 and 61 and rows 73 and 74



Nine dog breeds patchwork pillow

Needlepoint pattern

This page is the dark part of the chart

Chart 5 of 5: columns 123 to 182, rows 75 to 182; gray squares repeat columns 121 and 122 and rows 73 and 74

