Patchwork elephant baby blanket

Needlepoint pattern | 304 x 304 stitches | 30.4 x 30.4 in (77.2 x 77.2 cm) on 10 mesh | 22 colors



Thread key, DMC

			stitches	yards	skeins
●	3823	Ultra Pale Yellow	17,417	215	27
■	BLANC	White	7,699	95	12
▲	352	Light Coral	7,575	94	12
◆	747	Very Light Sky Blue	7,339	91	12
▼	3752	Very Light Antique Blue	6,965	86	11
★	3822	Light Straw	6,473	80	10
❖	598	Light Turquoise	6,318	78	10
X	3348	Light Yellow Green	5,248	65	8
O	350	Medium Coral	4,688	58	8
+	3750	Very Dark Antique Blue	4,195	52	7
=	3810	Dark Turquoise	4,139	51	7
Z	932	Light Antique Blue	3,282	41	5
A	745	Light Pale Yellow	2,561	32	4
V	989	Forest Green	1,953	25	3
T	3820	Dark Straw	1,524	19	3
N	801	Dark Coffee Brown	1,478	19	3
S	967	Very Light Apricot	1,222	16	2
K	746	Off White	916	12	2
E	987	Dark Forest Green	751	10	2
C	3753	Ultra Very Light Antique Blue	266	4	1
P	3706	Medium Melon	232	3	1
U	3371	Black Brown	175	3	1

One chart square is one tent stitch over one canvas intersection.

Cut the canvas at least 34.4 x 34.4 in (87.4 x 87.4 cm) for 10 mesh: the design and 2 in (5.1 cm) of margin on every side.

92,416 stitches in all. Start from the center: a red arrow above the chart marks the center column, and one to the left of it the center row. The arrows are on the pages those lines cross.

The chart is divided evenly over 12 pages. Where chart pages join, gray squares repeat two rows or columns. The small picture at the top of each chart page shows which part it is.

Thread: pearl cotton size 3, 2 strands in the needle on 10 mesh, about 151 skeins of 16.4 yd in all. Or six-strand floss, 8 to 10 strands, about 229 skeins of 8.7 yd; or tapestry wool, 1 strand, about 141 skeins of 8.7 yd; or Persian wool, 3 strands, about 154 skeins of 8 yd. Wool is numbered differently: match it by eye. Needle: tapestry, size 16 or 18.

Yards and skeins are estimates: the thread a stitch takes on the front and back of 10 mesh canvas, plus 30 percent, rounded up for each color (about 1149 yards in all, as the thread lies in the needle).

Thread colors are approximate screen matches to DMC numbers. Check against real thread before you buy.

When it is stitched: also have a finisher, or the fabric and cord to make it up yourself. Ask before you stitch the edge: some finishes take extra rows. "Ways to finish needlepoint" is a guide linked from this pattern's page.

For your own stitching, gifts and handmade pieces you sell. Do not resell or share this PDF or copies of it.

Patchwork elephant baby blanket

Needlepoint pattern

This page is the dark part of the chart

Chart 1 of 12: columns 1 to 76, rows 1 to 101



Patchwork elephant baby blanket Needlepoint pattern

This page is the dark part of the chart

Chart 2 of 12: columns 77 to 152, rows 1 to 101; gray squares repeat columns 75 and 76



Patchwork elephant baby blanket

Needlepoint pattern

This page is the dark part of the chart



Chart 3 of 12: columns 153 to 228, rows 1 to 101; gray squares repeat columns 151 and 152



Patchwork elephant baby blanket

Needlepoint pattern

This page is the dark part of the chart

Chart 4 of 12: columns 229 to 304, rows 1 to 101; gray squares repeat columns 227 and 228



Patchwork elephant baby blanket

Needlepoint pattern

This page is the dark part of the chart



Chart 5 of 12: columns 1 to 76, rows 102 to 202; gray squares repeat rows 100 and 101

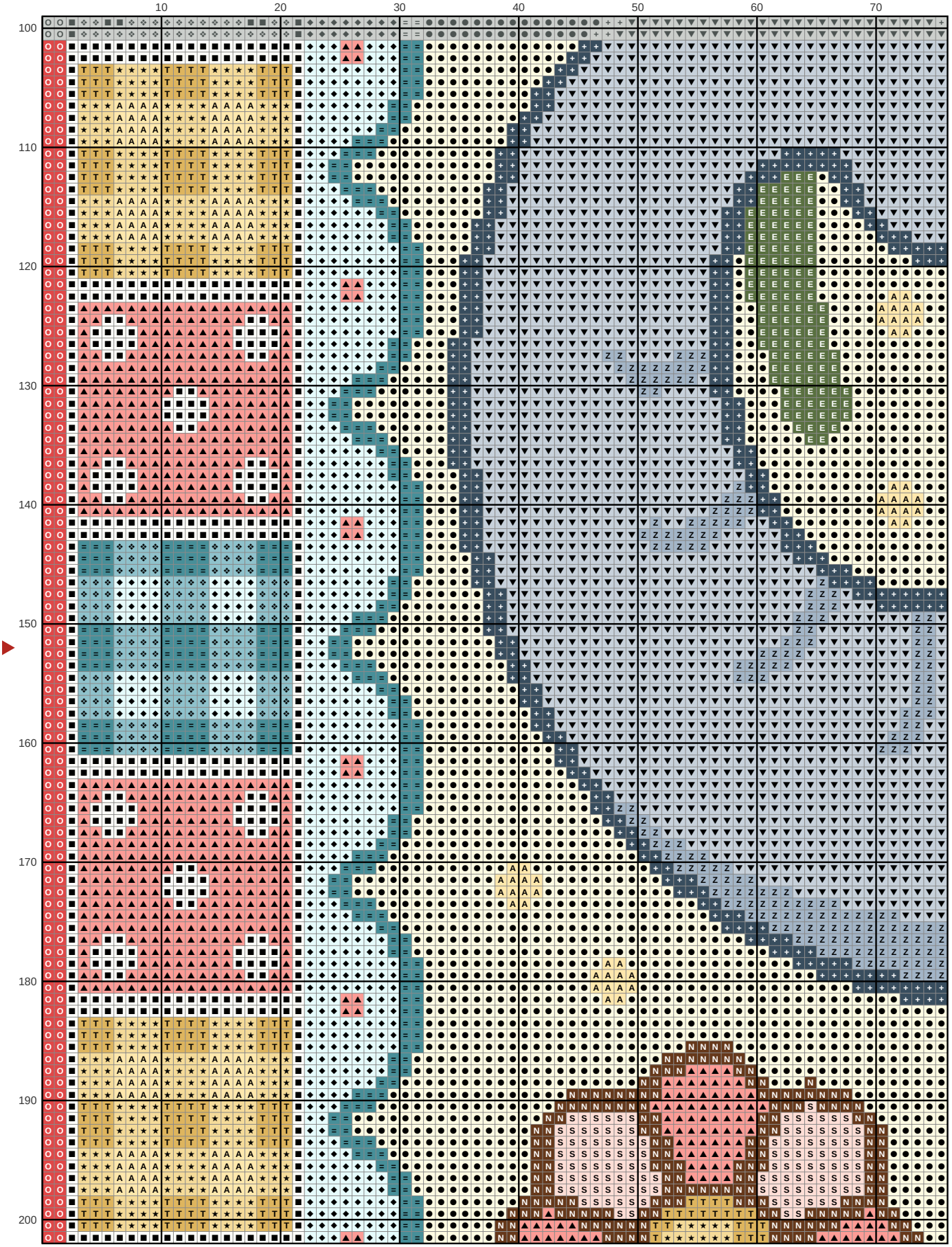

Patchwork elephant baby blanket Needlepoint pattern

This page is the dark part of the chart

Chart 6 of 12: columns 77 to 152, rows 102 to 202; gray squares repeat columns 75 and 76 and rows 100 and 101



Patchwork elephant baby blanket

Needlepoint pattern

This page is the dark part of the chart

Chart 7 of 12: columns 153 to 228, rows 102 to 202; gray squares repeat columns 151 and 152 and rows 100 and 101

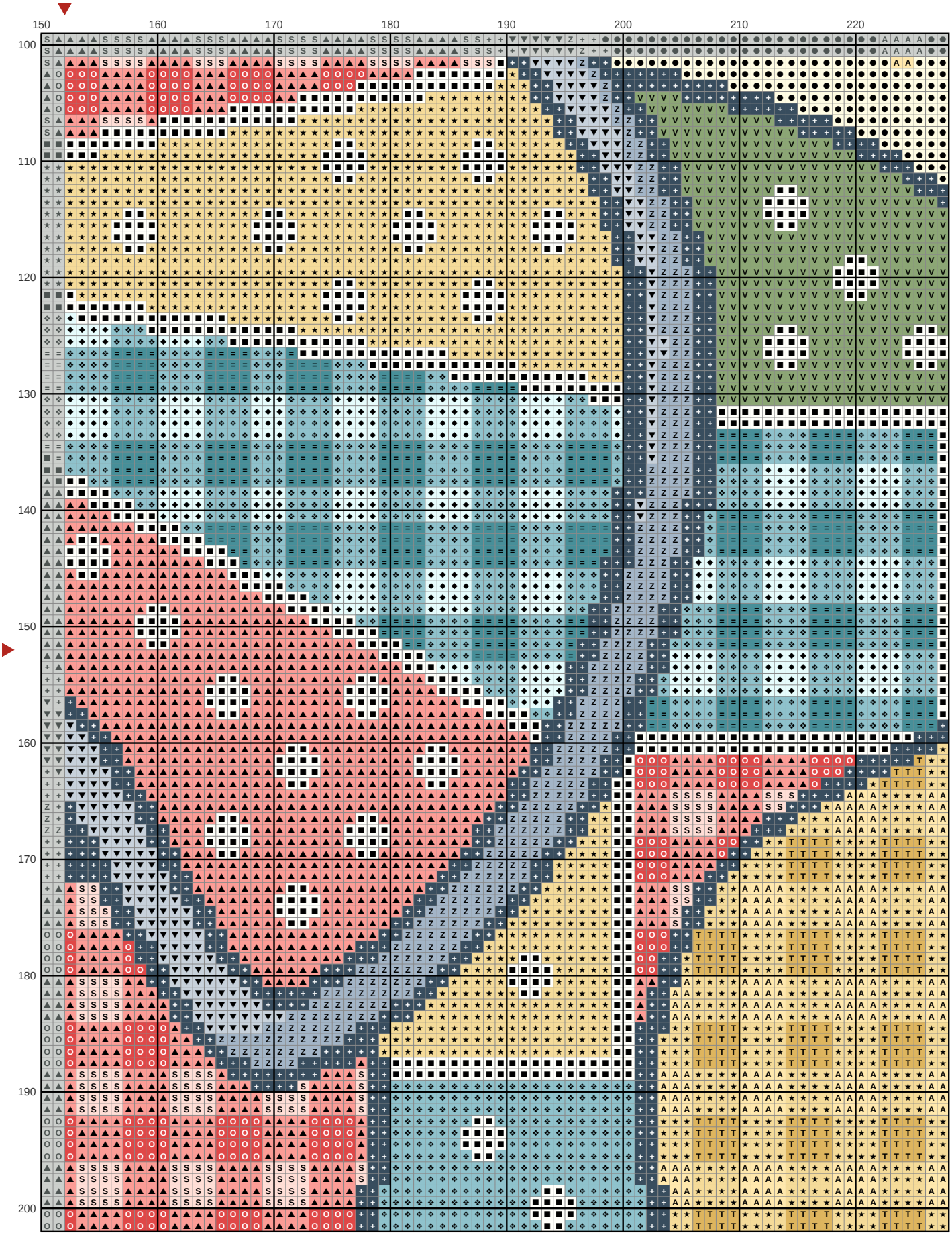

Patchwork elephant baby blanket

Needlepoint pattern

This page is the dark part of the chart

Chart 8 of 12: columns 229 to 304, rows 102 to 202; gray squares repeat columns 227 and 228 and rows 100 and 101

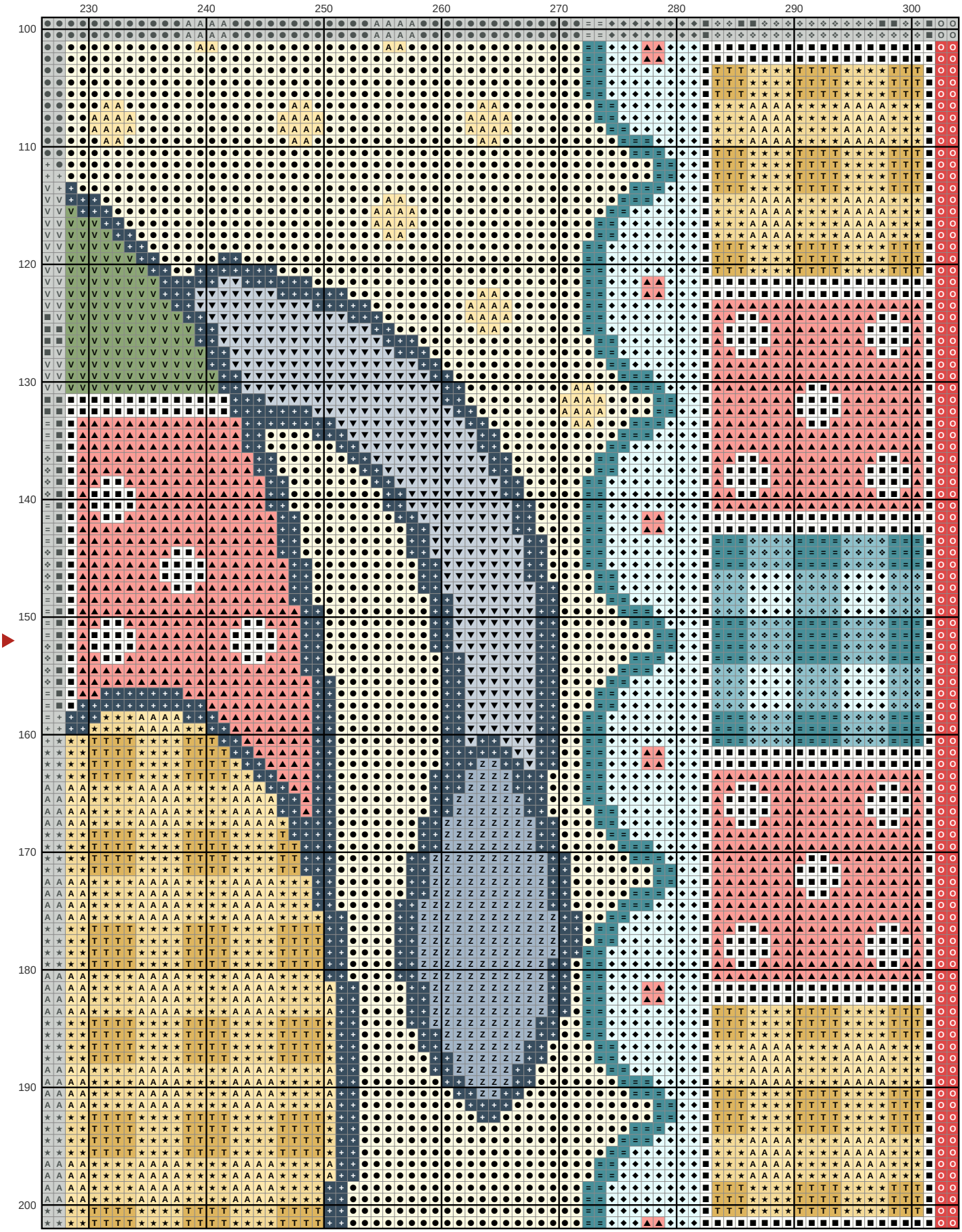

Patchwork elephant baby blanket

Needlepoint pattern

Chart 9 of 12: columns 1 to 76, rows 203 to 304; gray squares repeat rows 201 and 202

This page is the dark part of the chart



Patchwork elephant baby blanket

Needlepoint pattern

This page is the dark part of the chart

Chart 10 of 12: columns 77 to 152, rows 203 to 304; gray squares repeat columns 75 and 76 and rows 201 and 202

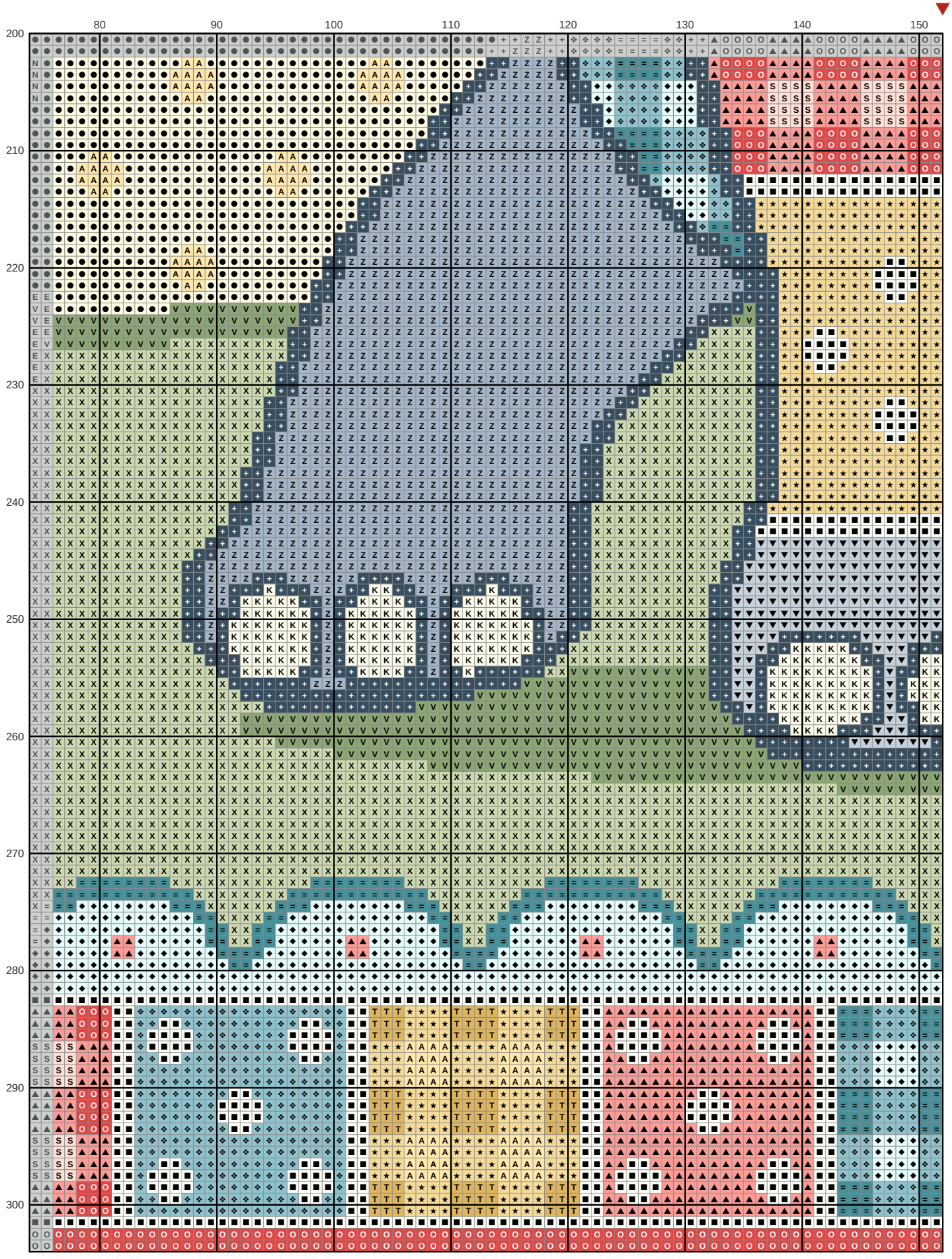

Patchwork elephant baby blanket

Needlepoint pattern

This page is the dark part of the chart

Chart 11 of 12: columns 153 to 228, rows 203 to 304; gray squares repeat columns 151 and 152 and rows 201 and 202



Patchwork elephant baby blanket

Needlepoint pattern

This page is the dark part of the chart

Chart 12 of 12: columns 229 to 304, rows 203 to 304; gray squares repeat columns 227 and 228 and rows 201 and 202

