Love you more, a quilt of hearts

Needlepoint pattern | 140 x 140 stitches | 14 x 14 in (35.6 x 35.6 cm) on 10 mesh | 16 colors



How to stitch it



1. Each square is one tent stitch, up at 1, down at 2. Lines in continental, right to left, the canvas upside down for the next row; wide areas in basketweave.
2. Cut 18 in of thread. Start and end it without a knot left behind.
3. Mark the middle of the canvas. It is the outlined square on page 2, column 70, row 70 (DMC 712): start there. Count threads, not holes.
4. Go on from it: picture first, background last. Gray squares are on two pages: stitch them once.
5. Last, two more rows all round in DMC 349: the seam hides them.

First time? How to needlepoint: flossfield.com/needlepoint/guides/how-to-start/
How to read a chart: flossfield.com/needlepoint/guides/how-to-read-a-chart/

What you need

Canvas: blank mono canvas, 10 mesh (10 threads to the inch), cut 18.5 in square (47 cm).

Needle: blunt tapestry, size 18. Also masking tape for the cut edges, and small scissors.

Thread: pearl cotton size 3, 16 colors, about 39 skeins in all (an estimate). Stitch with 2 lengths together.

Make it a pillow: backing fabric, an insert the size of the stitching or an inch larger, and cord or piping for the edge. How to finish a pillow.

Thread list, DMC

			stitches	skeins
●	**712**	Cream	5,441	9
■	**349**	Dark Coral	3,194	7
▲	**745**	Light Pale Yellow	2,508	4
◆	**3753**	Ultra Very Light Antique Blue	2,390	4
▼	**842**	Very Light Beige Brown	1,548	3
★	**3750**	Very Dark Antique Blue	885	2
❖	**3363**	Medium Pine Green	616	1
X	**3731**	Very Dark Dusty Rose	492	1
H	**3689**	Light Mauve	466	1
+	**3350**	Ultra Dark Dusty Rose	420	1
=	**815**	Medium Garnet	400	1
Z	**932**	Light Antique Blue	396	1
A	**931**	Medium Antique Blue	344	1
V	**3820**	Dark Straw	246	1
T	**895**	Very Dark Hunter Green	132	1
N	**780**	Ultra Very Dark Topaz	122	1

Skeins are estimates, with the two extra rows: the thread a stitch takes on the front and back of 10 mesh canvas, plus 30 percent, rounded up for each color.

Thread colors are approximate screen matches to DMC numbers. Check against real thread before you buy.

For your own stitching, gifts and handmade pieces you sell. Do not resell or share this PDF or copies of it.

Love you more, a quilt of hearts Needlepoint pattern

Columns 1 to 74, rows 1 to 74. Start at the red outline

This page is the dark part of the chart

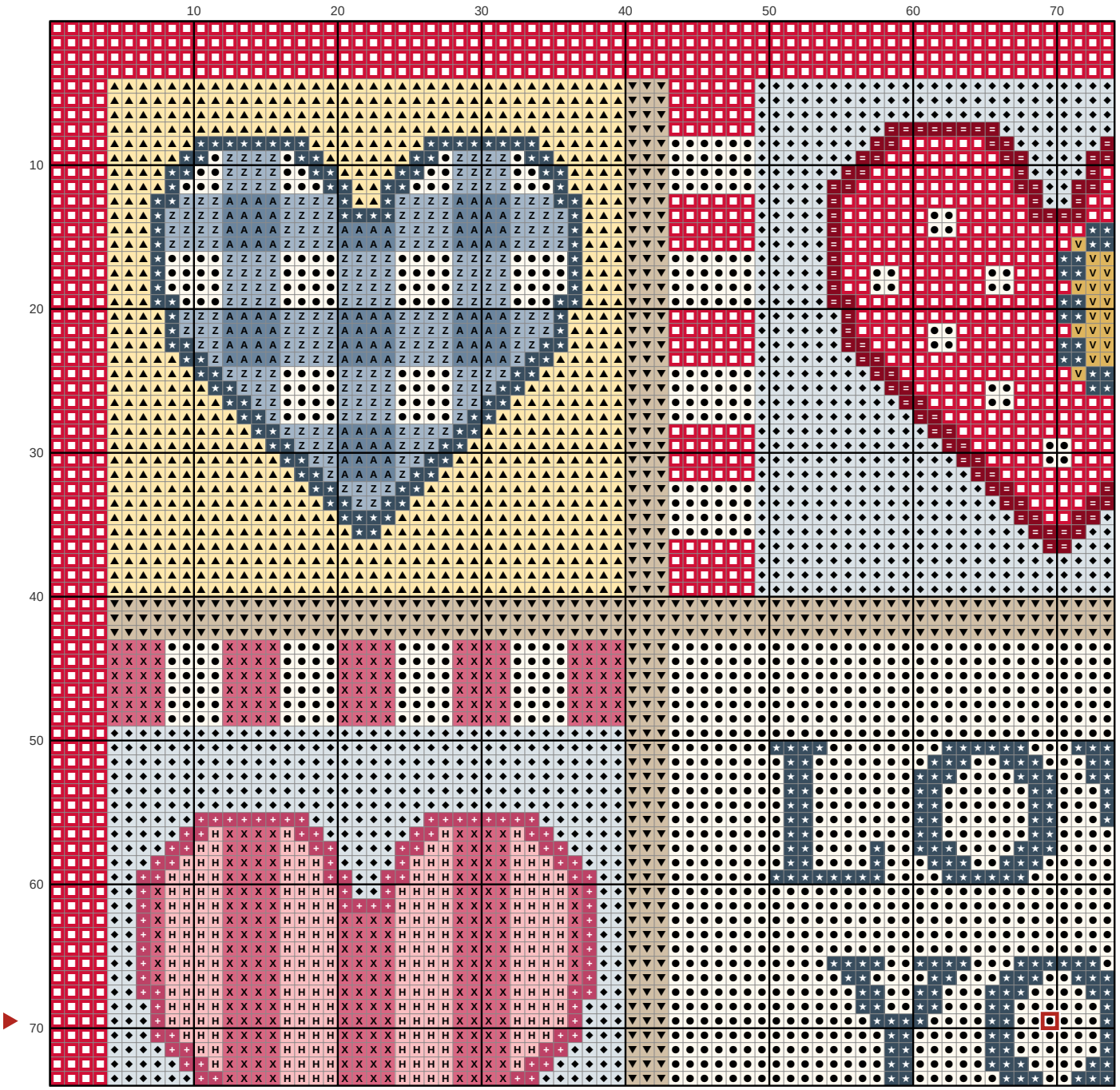

Key

- ● **DMC 712** Cream
- □ **DMC 349** Dark Coral
- ▲ **DMC 745** Light Pale Yellow
- ◆ **DMC 3753** Ultra Very Light Antique Blue
- ▼ **DMC 842** Very Light Beige Brown
- ★ **DMC 3750** Very Dark Antique Blue
- X **DMC 3731** Very Dark Dusty Rose
- H **DMC 3689** Light Mauve
- \+ **DMC 3350** Ultra Dark Dusty Rose
- = **DMC 815** Medium Garnet
- Z **DMC 932** Light Antique Blue
- A **DMC 931** Medium Antique Blue
- V **DMC 3820** Dark Straw

Love you more, a quilt of hearts

Needlepoint pattern

Columns 75 to 140, rows 1 to 74. Gray squares: charted already, do not stitch again

This page is the dark part of the chart



Key

- ● **DMC 712** Cream
- ■ **DMC 349** Dark Coral
- ▲ **DMC 745** Light Pale Yellow
- ◆ **DMC 3753** Ultra Very Light Antique Blue
- ▼ **DMC 842** Very Light Beige Brown
- ★ **DMC 3750** Very Dark Antique Blue
- ❖ **DMC 3363** Medium Pine Green
- = **DMC 815** Medium Garnet
- V **DMC 3820** Dark Straw
- T **DMC 895** Very Dark Hunter Green
- N **DMC 780** Ultra Very Dark Topaz

Love you more, a quilt of hearts Needlepoint pattern

Columns 1 to 74, rows 75 to 140. Gray squares: charted already, do not stitch again

This page is the dark part of the chart



Key

- ● **DMC 712** Cream
- ■ **DMC 349** Dark Coral
- ▲ **DMC 745** Light Pale Yellow
- ◆ **DMC 3753** Ultra Very Light Antique Blue
- ▼ **DMC 842** Very Light Beige Brown
- ★ **DMC 3750** Very Dark Antique Blue
- X **DMC 3731** Very Dark Dusty Rose
- H **DMC 3689** Light Mauve
- \+ **DMC 3350** Ultra Dark Dusty Rose
- = **DMC 815** Medium Garnet
- Z **DMC 932** Light Antique Blue
- A **DMC 931** Medium Antique Blue

Love you more, a quilt of hearts

Needlepoint pattern

Columns 75 to 140, rows 75 to 140. Gray squares: charted already, do not stitch again

This page is the dark part of the chart



Key

- ● **DMC 712** Cream
- ■ **DMC 349** Dark Coral
- ▲ **DMC 745** Light Pale Yellow
- ◆ **DMC 3753** Ultra Very Light Antique Blue
- ▼ **DMC 842** Very Light Beige Brown
- ★ **DMC 3750** Very Dark Antique Blue
- ❖ **DMC 3363** Medium Pine Green
- H **DMC 3689** Light Mauve
- \+ **DMC 3350** Ultra Dark Dusty Rose
- = **DMC 815** Medium Garnet
- Z **DMC 932** Light Antique Blue
- A **DMC 931** Medium Antique Blue
- T **DMC 895** Very Dark Hunter Green