Black Lab stocking, quilt of stars

Needlepoint pattern | 143 x 234 stitches | 11 x 18 in (27.9 x 45.7 cm) on 13 mesh | 23 colors



How to stitch it



1. Each square is one tent stitch, up at 1, down at 2. Lines in continental, right to left, the canvas upside down for the next row; wide areas in basketweave.
2. Cut 18 in of thread. Start and end it without a knot left behind.
3. Mark the crossing 2 in from the top and right edges of the canvas. It is the outlined square, top right of page 2, column 143, row 1 (DMC 498): start there. Count threads, not holes.
4. The name first, where you put one on it, then downward, background as you go. Gray squares are on two pages: stitch them once. Empty squares stay bare.
5. Last, two more rows all round, each stitch in the color it lies beside: the seam hides them. Ask your finisher first.

The dashed box on the cuff is the place for a name, and the two red marks are its middle: type one on the pattern's page to have it charted.

First time? How to needlepoint: flossfield.com/needlepoint/guides/how-to-start/
How to read a chart: flossfield.com/needlepoint/guides/how-to-read-a-chart/

What you need

Canvas: blank mono canvas, 13 mesh (13 threads to the inch), cut 15.5 in wide x 22.5 in high (39.4 x 57.2 cm).

Needle: blunt tapestry, size 20. Also masking tape for the cut edges, and small scissors.

Thread: six-strand floss, 23 colors, about 50 skeins in all (an estimate). Stitch with 7 strands (8 if canvas shows).

Make it a stocking: a finisher, who backs and lines it (ask months before Christmas), or backing, lining, cord and a loop to sew it up yourself. How to finish a stocking.

Thread list, DMC

			stitches	skeins
●	498	Dark Red	4,951	8
■	501	Dark Blue Green	4,278	8
▲	712	Cream	3,594	6
◆	729	Medium Old Gold	2,625	4
▼	500	Very Dark Blue Green	1,067	2
★	3865	Winter White	944	2
❖	413	Dark Pewter Gray	848	2
X	310	Black	782	2
H	677	Very Light Old Gold	678	2
+	317	Pewter Gray	535	1
=	3799	Very Dark Pewter Gray	507	1
Z	676	Light Old Gold	400	1
A	434	Light Brown	353	1
V	815	Medium Garnet	230	1
T	3753	Ultra Very Light Antique Blue	200	1
N	3752	Very Light Antique Blue	183	1
S	347	Very Dark Salmon	177	1
K	414	Dark Steel Gray	139	1
E	435	Very Light Brown	130	1
C	801	Dark Coffee Brown	118	1
P	433	Medium Brown	100	1
U	932	Light Antique Blue	73	1
L	BLANC	White	8	1

Skeins are estimates, with the two extra rows: the thread a stitch takes on the front and back of 13 mesh canvas, plus 30 percent, rounded up for each color.

Thread colors are approximate screen matches to DMC numbers. Check against real thread before you buy.

For your own stitching, gifts and handmade pieces you sell. Do not resell or share this PDF or copies of it.

Black Lab stocking, quilt of stars Needlepoint pattern

Columns 62 to 143, rows 1 to 74. Start at the red outline

This page is the dark part of the chart



Key

- DMC 498 Dark Red
- DMC 712 Cream
- DMC 729 Medium Old Gold
- DMC 500 Very Dark Blue Green
- DMC 3865 Winter White
- DMC 413 Dark Pewter Gray
- DMC 310 Black
- DMC 677 Very Light Old Gold
- DMC 317 Pewter Gray
- DMC 3799 Very Dark Pewter Gray
- DMC 676 Light Old Gold
- DMC 434 Light Brown
- DMC 815 Medium Garnet
- DMC 3753 Ultra Very Light Antique Blue
- DMC 3752 Very Light Antique Blue
- DMC 347 Very Dark Salmon
- DMC 414 Dark Steel Gray
- DMC 435 Very Light Brown
- DMC 801 Dark Coffee Brown
- DMC 433 Medium Brown
- DMC 932 Light Antique Blue

Black Lab stocking, quilt of stars

Needlepoint pattern

Columns 59 to 143, rows 75 to 146. Gray squares: charted already, do not stitch again

This page is the dark part of the chart



Key

- **DMC 498** Dark Red
- **DMC 501** Dark Blue Green
- **DMC 712** Cream
- **DMC 729** Medium Old Gold
- **DMC 500** Very Dark Blue Green
- **DMC 3865** Winter White
- **DMC 413** Dark Pewter Gray
- **DMC 310** Black
- **DMC 677** Very Light Old Gold
- **DMC 317** Pewter Gray
- **DMC 3799** Very Dark Pewter Gray
- **DMC 434** Light Brown
- **DMC 815** Medium Garnet
- **DMC 3753** Ultra Very Light Antique Blue
- **DMC 3752** Very Light Antique Blue
- **DMC 414** Dark Steel Gray
- **DMC 435** Very Light Brown
- **DMC 801** Dark Coffee Brown
- **DMC 932** Light Antique Blue
- **DMC BLANC** White

Black Lab stocking, quilt of stars Needlepoint pattern

Columns 1 to 72, rows 147 to 234. Gray squares: charted already, do not stitch again

This page is the dark part of the chart



Key

- **DMC 498** Dark Red
- **DMC 501** Dark Blue Green
- **DMC 712** Cream
- **DMC 729** Medium Old Gold
- **DMC 500** Very Dark Blue Green
- **H** **DMC 677** Very Light Old Gold

Black Lab stocking, quilt of stars

Needlepoint pattern

Columns 73 to 143, rows 147 to 234. Gray squares: charted already, do not stitch again

This page is the dark part of the chart



Key

- DMC 498 Dark Red
- DMC 501 Dark Blue Green
- DMC 712 Cream
- DMC 729 Medium Old Gold
- DMC 500 Very Dark Blue Green
- H DMC 677 Very Light Old Gold