I love you sew much, patchwork pillow

Needlepoint pattern | 160 x 136 stitches | 16 x 13.6 in (40.6 x 34.5 cm) on 10 mesh | 14 colors



How to stitch it



1. Each square is one tent stitch, up at 1, down at 2. Lines in continental, right to left, the canvas upside down for the next row; wide areas in basketweave.
2. Cut 18 in of thread. Start and end it without a knot left behind.
3. Mark the middle of the canvas. It is the outlined square on page 2, column 80, row 68 (DMC 3865): start there. Count threads, not holes.
4. Go on from it: picture first, background last. Gray squares are on two pages: stitch them once.
5. Last, two more rows all round in DMC 3865: the seam hides them.

First time? How to needlepoint: flossfield.com/needlepoint/guides/how-to-start/
How to read a chart: flossfield.com/needlepoint/guides/how-to-read-a-chart/

What you need

Canvas: blank mono canvas, 10 mesh (10 threads to the inch), cut 20.5 in wide x 18 in high (52.1 x 45.7 cm).

Needle: blunt tapestry, size 18. Also masking tape for the cut edges, and small scissors.

Thread: pearl cotton size 3, 14 colors, about 43 skeins in all (an estimate). Stitch with 2 lengths together.

Make it a pillow: backing fabric, an insert the size of the stitching or an inch larger, and cord or piping for the edge. How to finish a pillow.

Thread list, DMC

			stitches	skeins
●	**3865**	Winter White	8,571	15
□	**3750**	Very Dark Antique Blue	3,619	6
▲	**347**	Very Dark Salmon	2,113	4
◆	**739**	Ultra Very Light Tan	1,536	3
▼	**3363**	Medium Pine Green	1,065	2
★	**745**	Light Pale Yellow	827	2
❖	**225**	Ultra Very Light Shell Pink	821	2
X	**931**	Medium Antique Blue	791	2
H	**3753**	Ultra Very Light Antique Blue	759	2
+	**3822**	Light Straw	624	1
=	**3752**	Very Light Antique Blue	425	1
Z	**3712**	Medium Salmon	332	1
A	**3053**	Green Gray	248	1
V	**414**	Dark Steel Gray	29	1

Skeins are estimates, with the two extra rows: the thread a stitch takes on the front and back of 10 mesh canvas, plus 30 percent, rounded up for each color.

Thread colors are approximate screen matches to DMC numbers. Check against real thread before you buy.

For your own stitching, gifts and handmade pieces you sell. Do not resell or share this PDF or copies of it.

I love you sew much, patchwork pillow

Needlepoint pattern

Columns 1 to 80, rows 1 to 69. Start at the red outline

This page is the dark part of the chart



Key

- ● **DMC 3865** Winter White
- □ **DMC 3750** Very Dark Antique Blue
- ▲ **DMC 347** Very Dark Salmon
- ◆ **DMC 739** Ultra Very Light Tan
- ▼ **DMC 3363** Medium Pine Green
- ★ **DMC 745** Light Pale Yellow
- ❖ **DMC 225** Ultra Very Light Shell Pink
- X **DMC 931** Medium Antique Blue
- H **DMC 3753** Ultra Very Light Antique Blue
- \+ **DMC 3822** Light Straw
- = **DMC 3752** Very Light Antique Blue
- Z **DMC 3712** Medium Salmon
- A **DMC 3053** Green Gray

I love you sew much, patchwork pillow

Needlepoint pattern

Columns 81 to 160, rows 1 to 69. Gray squares: charted already, do not stitch again

This page is the dark part of the chart



Key

- ● **DMC 3865** Winter White
- □ **DMC 3750** Very Dark Antique Blue
- △ **DMC 347** Very Dark Salmon
- ◆ **DMC 739** Ultra Very Light Tan
- ▼ **DMC 3363** Medium Pine Green
- ★ **DMC 745** Light Pale Yellow
- ❖ **DMC 225** Ultra Very Light Shell Pink
- X **DMC 931** Medium Antique Blue
- H **DMC 3753** Ultra Very Light Antique Blue
- \+ **DMC 3822** Light Straw
- = **DMC 3752** Very Light Antique Blue
- Z **DMC 3712** Medium Salmon
- A **DMC 3053** Green Gray

I love you sew much, patchwork pillow

Needlepoint pattern

Columns 1 to 80, rows 70 to 136. Gray squares: charted already, do not stitch again

This page is the dark part of the chart



Key

- ● **DMC 3865** Winter White
- ■ **DMC 3750** Very Dark Antique Blue
- ▲ **DMC 347** Very Dark Salmon
- ◆ **DMC 739** Ultra Very Light Tan
- ▼ **DMC 3363** Medium Pine Green
- ★ **DMC 745** Light Pale Yellow
- ❖ **DMC 225** Ultra Very Light Shell Pink
- X **DMC 931** Medium Antique Blue
- H **DMC 3753** Ultra Very Light Antique Blue
- \+ **DMC 3822** Light Straw
- = **DMC 3752** Very Light Antique Blue
- Z **DMC 3712** Medium Salmon

I love you sew much, patchwork pillow

Needlepoint pattern

Columns 81 to 160, rows 70 to 136. Gray squares: charted already, do not stitch again

This page is the dark part of the chart



Key

- ● **DMC 3865** Winter White
- □ **DMC 3750** Very Dark Antique Blue
- ▲ **DMC 347** Very Dark Salmon
- ◆ **DMC 739** Ultra Very Light Tan
- ▼ **DMC 3363** Medium Pine Green
- ★ **DMC 745** Light Pale Yellow
- ❖ **DMC 225** Ultra Very Light Shell Pink
- X **DMC 931** Medium Antique Blue
- H **DMC 3753** Ultra Very Light Antique Blue
- \+ **DMC 3822** Light Straw
- = **DMC 3752** Very Light Antique Blue
- Z **DMC 3712** Medium Salmon
- A **DMC 3053** Green Gray
- V **DMC 414** Dark Steel Gray