Arts and crafts pomegranate chess board

Needlepoint pattern | 216 x 216 stitches | 16.6 x 16.6 in (42.2 x 42.2 cm) on 13 mesh | 19 colors



Thread key, DMC

			stitches	yards	skeins
●	**500**	Very Dark Blue Green	12,828	122	19
■	**739**	Ultra Very Light Tan	6,832	65	10
▲	**3847**	Dark Teal Green	4,352	42	7
◆	**503**	Medium Blue Green	3,712	36	6
▼	**3820**	Dark Straw	3,236	31	5
★	**347**	Very Dark Salmon	2,888	28	5
❖	**351**	Coral	2,388	23	4
X	**738**	Very Light Tan	2,176	21	4
O	**732**	Olive Green	1,552	15	3
+	**471**	Very Light Avocado Green	1,136	11	2
=	**869**	Very Dark Hazelnut Brown	1,132	11	2
Z	**498**	Dark Red	896	9	2
A	**502**	Blue Green	872	9	2
V	**352**	Light Coral	728	7	2
T	**814**	Dark Garnet	680	7	1
N	**989**	Forest Green	560	6	1
S	**3348**	Light Yellow Green	448	5	1
K	**437**	Light Tan	128	2	1
E	**353**	Peach	112	2	1

One chart square is one tent stitch over one canvas intersection.

Cut the canvas at least 20.6 x 20.6 in (52.4 x 52.4 cm) for 13 mesh: the design and 2 in (5.1 cm) of margin on every side.

46,656 stitches in all. Start from the center: a red arrow above the chart marks the center column, and one to the left of it the center row. The arrows are on the pages those lines cross.

The chart is divided evenly over 6 pages. Where chart pages join, gray squares repeat two rows or columns. The small picture at the top of each chart page shows which part it is.

Thread: six-strand floss, 7 or 8 strands in the needle on 13 mesh (counted at 8), about 78 skeins of 8.7 yd in all. Or pearl cotton size 3, 1 strand, about 37 skeins of 16.4 yd; or tapestry wool, 1 strand, about 60 skeins of 8.7 yd; or Persian wool, 2 strands, about 46 skeins of 8 yd. Wool is numbered differently: match it by eye. Needle: tapestry, size 20.

Yards and skeins are estimates: the thread a stitch takes on the front and back of 13 mesh canvas, plus 30 percent, rounded up for each color (about 452 yards in all, as the thread lies in the needle).

Thread colors are approximate screen matches to DMC numbers. Check against real thread before you buy.

When it is stitched: also have a finisher, or the fabric and cord to make it up yourself. Ask before you stitch the edge: some finishes take extra rows. "Ways to finish needlepoint" is a guide linked from this pattern's page.

For your own stitching, gifts and handmade pieces you sell. Do not resell or share this PDF or copies of it.

Arts and crafts pomegranate chess board

Needlepoint pattern

This page is the dark part of the chart

Chart 1 of 6: columns 1 to 72, rows 1 to 108



Arts and crafts pomegranate chess board

Needlepoint pattern

This page is the dark part of the chart

Chart 2 of 6: columns 73 to 144, rows 1 to 108; gray squares repeat columns 71 and 72



Arts and crafts pomegranate chess board

Needlepoint pattern

This page is the dark part of the chart

Chart 3 of 6: columns 145 to 216, rows 1 to 108; gray squares repeat columns 143 and 144



Arts and crafts pomegranate chess board

Needlepoint pattern

Chart 4 of 6: columns 1 to 72, rows 109 to 216; gray squares repeat rows 107 and 108

This page is the dark part of the chart



Arts and crafts pomegranate chess board

Needlepoint pattern

This page is the dark part of the chart

Chart 5 of 6: columns 73 to 144, rows 109 to 216; gray squares repeat columns 71 and 72 and rows 107 and 108



Arts and crafts pomegranate chess board

Needlepoint pattern

This page is the dark part of the chart

Chart 6 of 6: columns 145 to 216, rows 109 to 216; gray squares repeat columns 143 and 144 and rows 107 and 108

