Small quilt block rug in two blues

Needlepoint pattern | 144 x 144 stitches | 12 x 12 in (30.5 x 30.5 cm) on 12 mesh | 3 colors



Thread key

			stitches	yards	skeins of pearl
●	**DMC 712**	Cream	8,140	84	11
■	**DMC 336**	Navy Blue	6,760	70	9
▲	**DMC 322**	Dark Baby Blue	5,836	60	8

One chart square is one tent stitch over one canvas intersection.

Cut the canvas at least 16 x 16 in (40.6 x 40.6 cm) for 12 mesh: the design and 2 in (5.1 cm) of margin on every side.

20,736 stitches in all. Start from the center: a red arrow above the chart marks the center column, and one to the left of it the center row. The arrows are on the pages those lines cross.

The chart is divided evenly over 4 pages. Where chart pages join, gray squares repeat two rows or columns. The small picture at the top of each chart page shows which part it is.

Thread: pearl cotton size 3, 2 strands in the needle on 12 mesh, about 28 skeins of 16.4 yd in all. Or six-strand floss, 8 strands, about 34 skeins of 8.7 yd; or tapestry wool, 1 strand, about 25 skeins of 8.7 yd; or Persian wool, 2 strands, about 18 skeins of 8 yd. Wool is numbered differently: match it by eye. Needle: tapestry, size 18 or 20.

Yards and skeins are estimates: the thread a stitch takes on the front and back of 12 mesh canvas, plus 30 percent, rounded up for each color (about 214 yards in all, as the thread lies in the needle).

Thread colors are approximate screen matches to DMC numbers. Check against real thread before you buy.

When it is stitched: also have a finisher, or the fabric and cord to make it up yourself. Ask before you stitch the edge: some finishes take extra rows. "Ways to finish needlepoint" is a guide linked from this pattern's page.

For your own stitching, gifts and handmade pieces you sell. Do not resell or share this PDF or copies of it.

Small quilt block rug in two blues

Needlepoint pattern

Chart 1 of 4: columns 1 to 72, rows 1 to 72

This page is the dark part of the chart



Key

- ● **DMC 712** Cream
- ■ **DMC 336** Navy Blue
- ▲ **DMC 322** Dark Baby Blue

Small quilt block rug in two blues

Needlepoint pattern

This page is the dark part of the chart

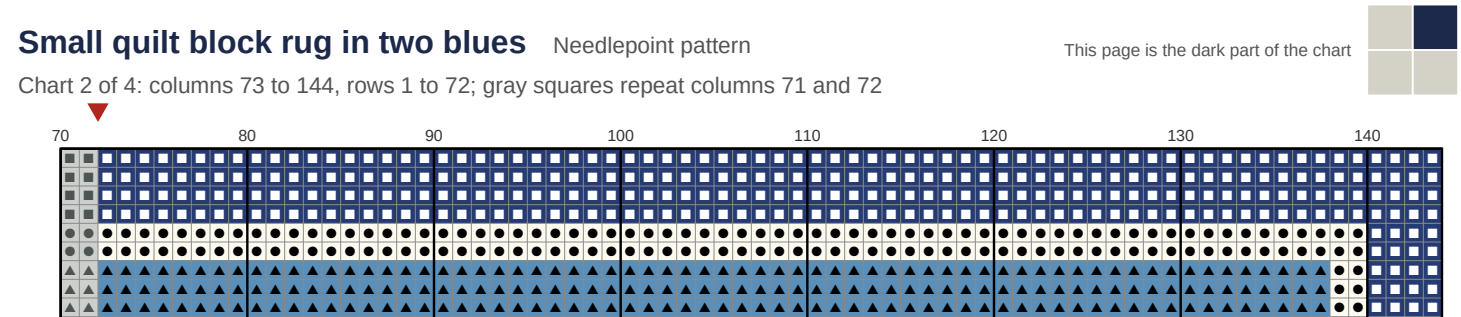

Chart 2 of 4: columns 73 to 144, rows 1 to 72; gray squares repeat columns 71 and 72

Key

- ● **DMC 712** Cream
- ■ **DMC 336** Navy Blue
- ▲ **DMC 322** Dark Baby Blue

Small quilt block rug in two blues

Needlepoint pattern

Chart 3 of 4: columns 1 to 72, rows 73 to 144; gray squares repeat rows 71 and 72

This page is the dark part of the chart



Key

- **DMC 712** Cream
- **DMC 336** Navy Blue
- **DMC 322** Dark Baby Blue

Small quilt block rug in two blues

Needlepoint pattern

This page is the dark part of the chart

Chart 4 of 4: columns 73 to 144, rows 73 to 144; gray squares repeat columns 71 and 72 and rows 71 and 72



Key

- **DMC 712** Cream
- **DMC 336** Navy Blue
- **DMC 322** Dark Baby Blue