Patterned patchwork snowman

Needlepoint pattern | 143 x 234 stitches | 11 x 18 in (27.9 x 45.7 cm) on 13 mesh | 24 colors



Thread key

			stitches				stitches
●	DMC 815	Medium Garnet	4,470	A	DMC 318	Light Steel Gray	421
■	DMC 746	Off White	3,973	V	DMC 3750	Very Dark Antique Blue	348
▲	DMC 498	Dark Red	2,126	T	DMC 932	Light Antique Blue	310
◆	DMC 3865	Winter White	1,923	N	DMC 3348	Light Yellow Green	310
▼	DMC 739	Ultra Very Light Tan	1,846	S	DMC 3347	Medium Yellow Green	249
★	DMC 931	Medium Antique Blue	1,290	K	DMC 3712	Medium Salmon	155
❖	DMC 738	Very Light Tan	1,189	E	DMC 437	Light Tan	151
X	DMC 3753	Ultra Very Light Antique Blue	1,129	C	DMC 415	Pearl Gray	125
O	DMC 3752	Very Light Antique Blue	763	P	DMC 3371	Black Brown	93
+	DMC 3346	Hunter Green	747	U	DMC 971	Pumpkin	74
=	DMC 3834	Dark Grape	656	L	DMC 154	Very Dark Grape	64
Z	DMC 3835	Medium Grape	495	2	DMC 921	Copper	13

One chart square is one tent stitch over one canvas intersection.

Cut the canvas at least 15 x 22 in (38.1 x 55.9 cm) for 13 mesh: the design and 2 in (5.1 cm) of margin on every side.

22,920 stitches in all, inside the outline: the chart is 143 x 234 at its widest and tallest. Start from the center: a red arrow above the chart marks the center column, and one to the left of it the center row. The arrows are on the pages those lines cross.

The chart is on 4 pages, each cut to what is stitched: bare canvas has no page, and a join falls on plain ground where it can. Pages 2 and 3 are turned on their side, for a part that is wider than it is tall. Where chart pages join, gray squares repeat two rows or columns. The small picture at the top of each chart page shows which part it is.

Thread colors are approximate screen matches to DMC numbers. Check against real thread before you buy.

For your own stitching, gifts and handmade pieces you sell. Do not resell or share this PDF.

Patterned patchwork snowman

Needlepoint pattern

Chart 1 of 4: columns 62 to 143, rows 1 to 71

This page is the dark part of the chart



Patterned patchwork snowman

Needlepoint pattern

This page is the dark part of the chart

Chart 2 of 4: columns 61 to 143, rows 72 to 140; gray squares repeat rows 70 and 71



Patterned patchwork snowman Needlepoint pattern

This page is the dark part of the chart

Chart 3 of 4: columns 1 to 72, rows 141 to 234; gray squares repeat rows 139 and 140



Patterned patchwork snowman Needlepoint pattern

This page is the dark part of the chart

Chart 4 of 4: columns 73 to 143, rows 141 to 234; gray squares repeat columns 71 and 72 and rows 139 and 140

