Patterned patchwork snowman

Needlepoint pattern | 143 x 234 stitches | 11 x 18 in (27.9 x 45.7 cm) on 13 mesh | 24 colors



Thread key

			stitches				stitches
●	**DMC 815**	Medium Garnet	4,470	A	**DMC 318**	Light Steel Gray	421
■	**DMC 746**	Off White	3,973	V	**DMC 3750**	Very Dark Antique Blue	348
▲	**DMC 498**	Dark Red	2,126	T	**DMC 932**	Light Antique Blue	310
◆	**DMC 3865**	Winter White	1,923	N	**DMC 3348**	Light Yellow Green	310
▼	**DMC 739**	Ultra Very Light Tan	1,846	S	**DMC 3347**	Medium Yellow Green	249
★	**DMC 931**	Medium Antique Blue	1,290	K	**DMC 3712**	Medium Salmon	155
❖	**DMC 738**	Very Light Tan	1,189	E	**DMC 437**	Light Tan	151
X	**DMC 3753**	Ultra Very Light Antique Blue	1,129	C	**DMC 415**	Pearl Gray	125
O	**DMC 3752**	Very Light Antique Blue	763	P	**DMC 3371**	Black Brown	93
+	**DMC 3346**	Hunter Green	747	U	**DMC 971**	Pumpkin	74
=	**DMC 3834**	Dark Grape	656	L	**DMC 154**	Very Dark Grape	64
Z	**DMC 3835**	Medium Grape	495	2	**DMC 921**	Copper	13

One chart square is one tent stitch over one canvas intersection.

Cut the canvas at least 15 x 22 in (38.1 x 55.9 cm) for 13 mesh: the design and 2 in (5.1 cm) of margin on every side.

22,920 stitches in all, inside the outline: the chart is 143 x 234 at its widest and tallest. Start from the center: a red arrow above the chart marks the center column, and one to the left of it the center row. The arrows are on the pages those lines cross.

The chart is on 4 pages, each cut to what is stitched: bare canvas has no page, and a join falls on plain ground where it can. Pages 2 and 3 are turned on their side, for a part that is wider than it is tall. Where chart pages join, gray squares repeat two rows or columns. The small picture at the top of each chart page shows which part it is.

Thread colors are approximate screen matches to DMC numbers. Check against real thread before you buy.

For your own stitching, gifts and handmade pieces you sell. Do not resell or share this PDF.

Patterned patchwork snowman

Needlepoint pattern

This page is the dark part of the chart

Chart 1 of 4: columns 62 to 143, rows 1 to 71



Patterned patchwork snowman

Needlepoint pattern

This page is the dark part of the chart

Chart 2 of 4: columns 61 to 143, rows 72 to 140; gray squares repeat rows 70 and 71



Patterned patchwork snowman

Needlepoint pattern

Chart 3 of 4: columns 1 to 72, rows 141 to 234; gray squares repeat rows 139 and 140

This page is the dark part of the chart

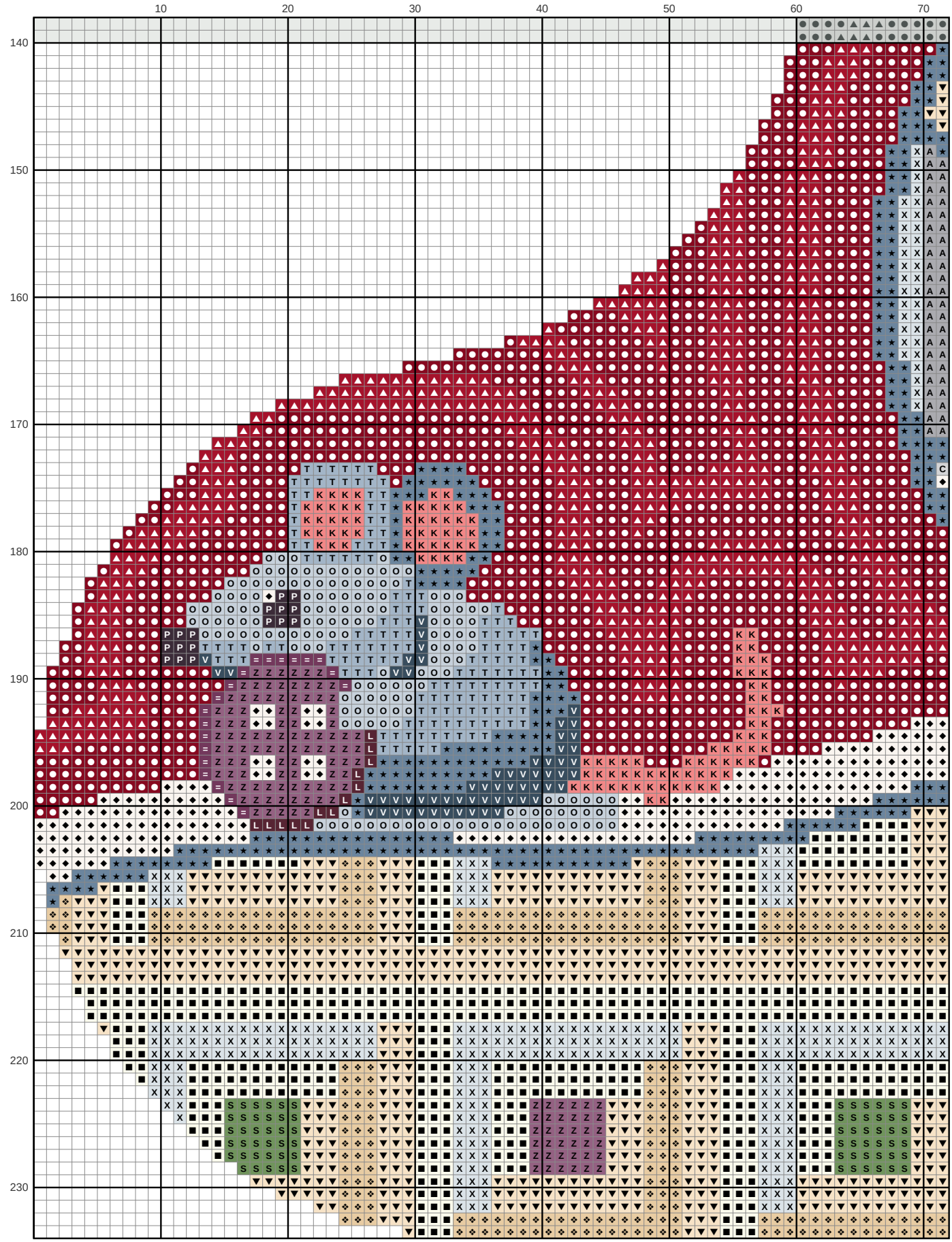

Patterned patchwork snowman

Needlepoint pattern

This page is the dark part of the chart

Chart 4 of 4: columns 73 to 143, rows 141 to 234; gray squares repeat columns 71 and 72 and rows 139 and 140

