Star quilt evening clutch

Needlepoint pattern | 126 x 72 stitches | 7 x 4 in (17.8 x 10.2 cm) on 18 mesh | 8 colors



Thread key

			stitches	yards	skeins of floss
●	**DMC 939**	Very Dark Navy Blue	2,508	18	2
■	**DMC 782**	Dark Topaz	1,572	11	2
▲	**DMC 327**	Dark Violet	1,520	11	2
◆	**DMC 33**	Fuchsia	1,192	9	1
▼	**DMC 210**	Medium Lavender	792	6	1
★	**DMC 3820**	Dark Straw	720	5	1
❖	**DMC 3822**	Light Straw	660	5	1
X	**DMC 712**	Cream	108	1	1

One chart square is one tent stitch over one canvas intersection.

Cut the canvas at least 11 x 8 in (27.9 x 20.3 cm) for 18 mesh: the design and 2 in (5.1 cm) of margin on every side.

9,072 stitches in all. Start from the center: a red arrow above the chart marks the center column, and one to the left of it the center row. The arrows are on the pages those lines cross.

The chart is divided evenly over 2 pages. Where chart pages join, gray squares repeat two columns. The small picture at the top of each chart page shows which part it is.

Thread: six-strand floss, 4 to 6 strands in the needle on 18 mesh (counted at 6), about 11 skeins of 8.7 yd in all. Or pearl cotton size 5, 1 strand, about 8 skeins of 27.3 yd; or Persian wool, 1 strand, about 8 skeins of 8 yd. Wool is numbered differently: match it by eye. Needle: tapestry, size 22.

Yards and skeins are estimates: the thread a stitch takes on the front and back of 18 mesh canvas, plus 30 percent, rounded up for each color (about 66 yards in all, as the thread lies in the needle).

Thread colors are approximate screen matches to DMC numbers. Check against real thread before you buy.

When it is stitched: also have a finisher, or the fabric and cord to make it up yourself. Ask before you stitch the edge: some finishes take extra rows. "Ways to finish needlepoint" is a guide linked from this pattern's page.

For your own stitching, gifts and handmade pieces you sell. Do not resell or share this PDF or copies of it.

Star quilt evening clutch

Needlepoint pattern

Chart 1 of 2: columns 1 to 63, rows 1 to 72

This page is the dark part of the chart

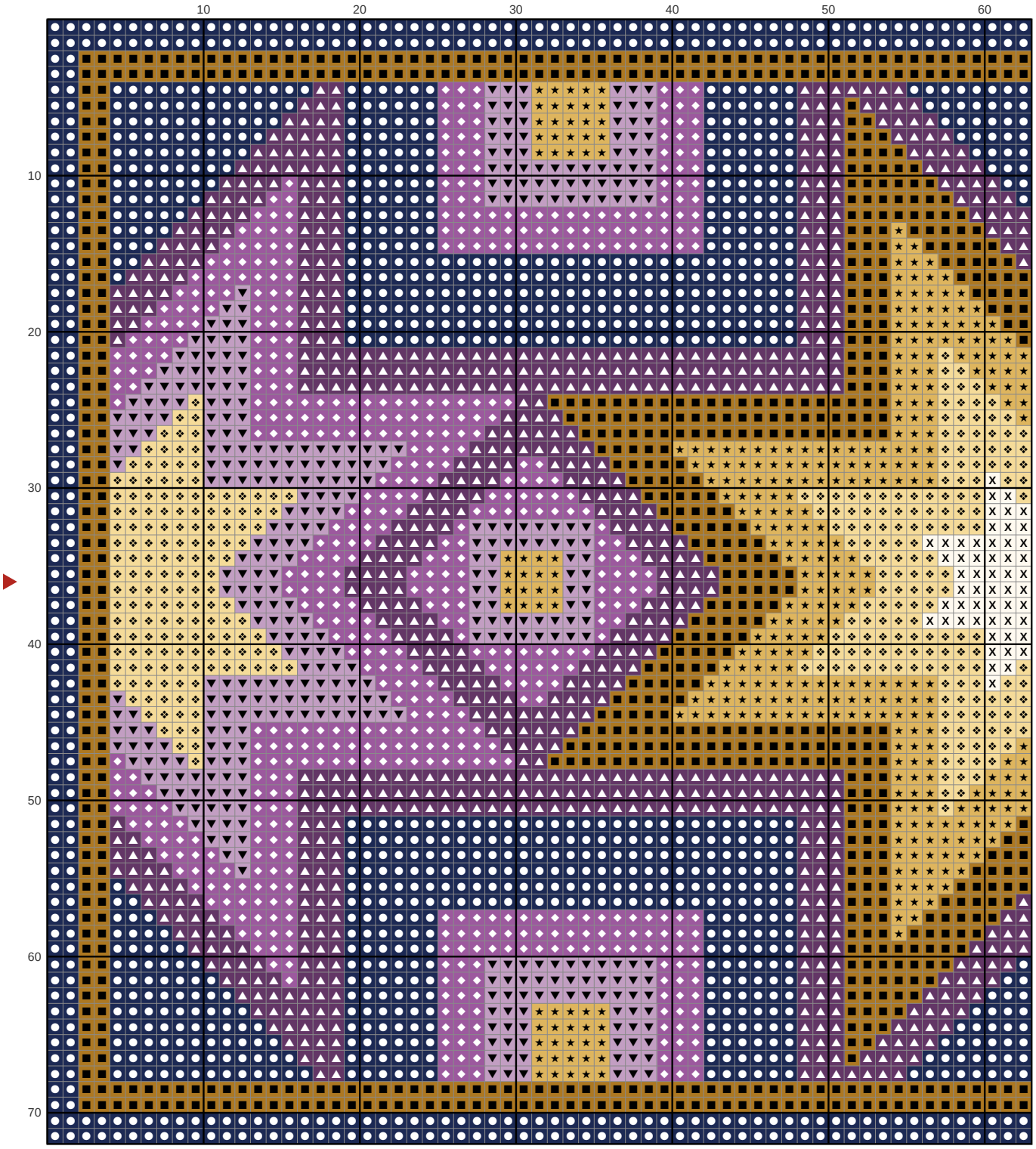

Key

- **DMC 939** Very Dark Navy Blue
- **DMC 782** Dark Topaz
- **DMC 327** Dark Violet
- **DMC 33** Fuchsia
- **DMC 210** Medium Lavender
- **DMC 3820** Dark Straw
- **DMC 3822** Light Straw
- **DMC 712** Cream

Star quilt evening clutch

Needlepoint pattern

This page is the dark part of the chart

Chart 2 of 2: columns 64 to 126, rows 1 to 72; gray squares repeat columns 62 and 63



Key

- **DMC 939** Very Dark Navy Blue
- **DMC 782** Dark Topaz
- **DMC 327** Dark Violet
- **DMC 33** Fuchsia
- **DMC 210** Medium Lavender
- **DMC 3820** Dark Straw
- **DMC 3822** Light Straw
- **DMC 712** Cream