Star of stars tallit bag, geometric

Needlepoint pattern | 182 x 156 stitches | 14 x 12 in (35.6 x 30.5 cm) on 13 mesh | 6 colors



Thread key

			stitches	yards	skeins
●	**DMC 939**	Very Dark Navy Blue	11,720	112	18
■	**DMC 30**	Medium Light Blueberry	5,744	55	9
▲	**DMC 915**	Dark Plum	5,736	55	9
◆	**DMC 746**	Off White	3,016	29	5
▼	**DMC 783**	Medium Topaz	1,760	17	3
★	**DMC 3822**	Light Straw	416	4	1

One chart square is one tent stitch over one canvas intersection.

Cut the canvas at least 18 x 16 in (45.7 x 40.6 cm) for 13 mesh: the design and 2 in (5.1 cm) of margin on every side.

28,392 stitches in all. Start from the center: a red arrow above the chart marks the center column, and one to the left of it the center row. The arrows are on the pages those lines cross.

The chart is on 5 pages, each cut to what is stitched: bare canvas has no page, and a join falls on plain ground where it can. Pages 2 and 3 are turned on their side, for a part that is wider than it is tall. Where chart pages join, gray squares repeat two rows or columns. The small picture at the top of each chart page shows which part it is.

Thread: six-strand floss, 7 or 8 strands in the needle on 13 mesh (counted at 8), about 45 skeins of 8.7 yd in all. Or pearl cotton size 3, 1 strand, about 20 skeins of 16.4 yd; or tapestry wool, 1 strand, about 34 skeins of 8.7 yd; or Persian wool, 2 strands, about 26 skeins of 8 yd. Wool is numbered differently: match it by eye. Needle: tapestry, size 20.

Yards and skeins are estimates: the thread a stitch takes on the front and back of 13 mesh canvas, plus 30 percent, rounded up for each color (about 272 yards in all, as the thread lies in the needle).

Thread colors are approximate screen matches to DMC numbers. Check against real thread before you buy.

When it is stitched: also have a finisher, or the fabric and cord to make it up yourself. Ask before you stitch the edge: some finishes take extra rows. "Ways to finish needlepoint" is a guide linked from this pattern's page.

For your own stitching, gifts and handmade pieces you sell. Do not resell or share this PDF.

Star of stars tallit bag, geometric

Needlepoint pattern

Chart 1 of 5: columns 1 to 91, rows 1 to 69

This page is the dark part of the chart



Star of stars tallit bag, geometric

Needlepoint pattern

Chart 2 of 5: columns 92 to 182, rows 1 to 69; gray squares repeat columns 90 and 91

This page is the dark part of the chart



Star of stars tallit bag, geometric

Needlepoint pattern

Chart 3 of 5: columns 1 to 61, rows 70 to 156; gray squares repeat rows 68 and 69

This page is the dark part of the chart



Star of stars tallit bag, geometric

Needlepoint pattern

This page is the dark part of the chart



Chart 4 of 5: columns 62 to 122, rows 70 to 156; gray squares repeat columns 60 and 61 and rows 68 and 69



Star of stars tallit bag, geometric

Needlepoint pattern

This page is the dark part of the chart



Chart 5 of 5: columns 123 to 182, rows 70 to 156; gray squares repeat columns 121 and 122 and rows 68 and 69

