Mushroom carpet for a dollhouse

Needlepoint pattern | 72 x 108 stitches | 4 x 6 in (10.2 x 15.2 cm) on 18 mesh | 5 colors



How to stitch it



1. Each square is one tent stitch, up at 1, down at 2. Lines in continental, right to left, the canvas upside down for the next row; wide areas in basketweave.
2. Cut 18 in of thread. Start and end it without a knot left behind.
3. Mark the middle of the canvas. It is the outlined square on page 2, column 36, row 54 (DMC 470): start there.
   Count threads, not holes.
4. Go on from it: picture first, background last. Gray squares are on two pages: stitch them once.
5. When it is done, block it square.

First time? How to needlepoint: flossfield.com/needlepoint/guides/how-to-start/
How to read a chart: flossfield.com/needlepoint/guides/how-to-read-a-chart/

What you need

Canvas: blank mono canvas, 18 mesh (18 threads to the inch), cut 8 in wide x 10 in high (20.3 x 25.4 cm).

Needle: blunt tapestry, size 22. Also masking tape for the cut edges, and small scissors.

Thread: six-strand floss, 5 colors, about 8 skeins in all (an estimate). Stitch with 4 strands (5 or 6 if canvas shows).

Make it a dollhouse rug: thin cotton for the back. The bare canvas all round is folded under. Miniature and dollhouse needlepoint.

Thread list

			stitches	skeins of floss
●	**DMC 817**	Very Dark Coral Red	2,384	2
■	**DMC 712**	Cream	1,912	2
▲	**DMC 895**	Very Dark Hunter Green	1,576	2
◆	**DMC 3821**	Straw	1,056	1
▼	**DMC 470**	Light Avocado Green	848	1

Skeins are estimates: the thread a stitch takes on the front and back of 18 mesh canvas, plus 30 percent, rounded up for each color.
Thread colors are approximate screen matches to DMC numbers. Check against real thread before you buy.
For your own stitching, gifts and handmade pieces you sell. Do not resell or share this PDF or copies of it.

Mushroom carpet for a dollhouse

Needlepoint pattern

Columns 1 to 72, rows 1 to 54. Start at the red outline

This page is the dark part of the chart



Key

- **DMC 817** Very Dark Coral Red
- **DMC 712** Cream
- **DMC 895** Very Dark Hunter Green
- **DMC 3821** Straw
- **DMC 470** Light Avocado Green

Mushroom carpet for a dollhouse

Needlepoint pattern

Columns 1 to 72, rows 55 to 108. Gray squares: charted already, do not stitch again

This page is the dark part of the chart



Key

- **DMC 817** Very Dark Coral Red
- **DMC 712** Cream
- **DMC 895** Very Dark Hunter Green
- **DMC 3821** Straw
- **DMC 470** Light Avocado Green