Peacock feather print

Needlepoint pattern | 160 x 160 stitches | 16 x 16 in (40.6 x 40.6 cm) on 10 mesh | 19 colors



How to stitch it



1. Each square is one tent stitch, up at 1, down at 2. Lines in continental, right to left, the canvas upside down for the next row; wide areas in basketweave.
2. Cut 18 in of thread. Start and end it without a knot left behind.
3. Mark the middle of the canvas. It is the outlined square on page 5, column 80, row 80 (DMC 336): start there. Count threads, not holes.
4. Go on from it: picture first, background last. Gray squares are on two pages: stitch them once.
5. Last, two more rows all round in DMC 311: the seam hides them.

First time? How to needlepoint: flossfield.com/needlepoint/guides/how-to-start/
How to read a chart: flossfield.com/needlepoint/guides/how-to-read-a-chart/

What you need

Canvas: blank mono canvas, 10 mesh (10 threads to the inch), cut 20.5 in square (52.1 cm).

Needle: blunt tapestry, size 18. Also masking tape for the cut edges, and small scissors.

Thread: pearl cotton size 3, 19 colors, about 51 skeins in all (an estimate). Stitch with 2 lengths together.

Make it a pillow: backing fabric, an insert the size of the stitching or an inch larger, and cord or piping for the edge. How to finish a pillow.

Thread list, DMC

			stitches	skeins
●	**310**	Black	4,230	7
■	**500**	Very Dark Blue Green	3,820	6
▲	**912**	Light Emerald Green	2,508	4
◆	**311**	Medium Navy Blue	2,496	6
▼	**729**	Medium Old Gold	2,178	4
★	**907**	Light Parrot Green	1,770	3
❖	**921**	Copper	1,768	3
X	**336**	Navy Blue	1,093	2
H	**780**	Ultra Very Dark Topaz	960	2
+	**910**	Dark Emerald Green	876	2
=	**581**	Moss Green	680	2
Z	**3844**	Dark Bright Turquoise	678	2
A	**3847**	Dark Teal Green	672	2
V	**301**	Medium Mahogany	604	1
T	**677**	Very Light Old Gold	372	1
N	**3046**	Medium Yellow Beige	292	1
S	**3846**	Light Bright Turquoise	266	1
K	**167**	Very Dark Yellow Beige	240	1
E	**747**	Very Light Sky Blue	97	1

Skeins are estimates, with the two extra rows: the thread a stitch takes on the front and back of 10 mesh canvas, plus 30 percent, rounded up for each color.

Thread colors are approximate screen matches to DMC numbers. Check against real thread before you buy.

For your own stitching, gifts and handmade pieces you sell. Do not resell or share this PDF or copies of it.

Peacock feather print

Needlepoint pattern

Columns 1 to 80, rows 1 to 69

This page is the dark part of the chart



Key

- **DMC 310** Black
- **DMC 500** Very Dark Blue Green
- **DMC 912** Light Emerald Green
- **DMC 311** Medium Navy Blue
- **DMC 729** Medium Old Gold
- **DMC 907** Light Parrot Green
- **DMC 921** Copper
- **DMC 336** Navy Blue
- **DMC 780** Ultra Very Dark Topaz
- **DMC 910** Dark Emerald Green
- **DMC 581** Moss Green
- **DMC 3844** Dark Bright Turquoise
- **DMC 3847** Dark Teal Green
- **DMC 301** Medium Mahogany
- **DMC 677** Very Light Old Gold
- **DMC 3046** Medium Yellow Beige
- **DMC 3846** Light Bright Turquoise
- **DMC 167** Very Dark Yellow Beige
- **DMC 747** Very Light Sky Blue

Peacock feather print

Needlepoint pattern

Columns 81 to 160, rows 1 to 69. Gray squares: charted already, do not stitch again

This page is the dark part of the chart



Key

- **DMC 310** Black
- **DMC 500** Very Dark Blue Green
- **DMC 912** Light Emerald Green
- **DMC 311** Medium Navy Blue
- **DMC 729** Medium Old Gold
- **DMC 907** Light Parrot Green
- **DMC 921** Copper
- **DMC 336** Navy Blue
- **DMC 780** Ultra Very Dark Topaz
- **DMC 910** Dark Emerald Green
- **DMC 581** Moss Green
- **DMC 3844** Dark Bright Turquoise
- **DMC 3847** Dark Teal Green
- **DMC 301** Medium Mahogany
- **DMC 677** Very Light Old Gold
- **DMC 3046** Medium Yellow Beige
- **DMC 3846** Light Bright Turquoise
- **DMC 167** Very Dark Yellow Beige
- **DMC 747** Very Light Sky Blue

Peacock feather print

Needlepoint pattern

This page is the dark part of the chart

Columns 1 to 54, rows 70 to 160. Gray squares: charted already, do not stitch again



Key

- **DMC 310** Black
- **DMC 500** Very Dark Blue Green
- **DMC 912** Light Emerald Green
- **DMC 311** Medium Navy Blue
- **DMC 729** Medium Old Gold
- **DMC 907** Light Parrot Green
- **DMC 921** Copper
- **DMC 336** Navy Blue
- **DMC 780** Ultra Very Dark Topaz
- **DMC 910** Dark Emerald Green
- **DMC 581** Moss Green
- **DMC 3844** Dark Bright Turquoise
- **DMC 3847** Dark Teal Green
- **DMC 301** Medium Mahogany
- **DMC 677** Very Light Old Gold
- **DMC 3046** Medium Yellow Beige
- **DMC 3846** Light Bright Turquoise
- **DMC 167** Very Dark Yellow Beige
- **DMC 747** Very Light Sky Blue

Peacock feather print

Needlepoint pattern

This page is the dark part of the chart

Columns 55 to 107, rows 70 to 160. Start at the red outline. Gray squares: charted already, do not stitch again



Key

- **DMC 310** Black
- **DMC 500** Very Dark Blue Green
- **DMC 912** Light Emerald Green
- **DMC 311** Medium Navy Blue
- **DMC 729** Medium Old Gold
- **DMC 907** Light Parrot Green
- **DMC 921** Copper
- **DMC 336** Navy Blue
- **DMC 780** Ultra Very Dark Topaz
- **DMC 910** Dark Emerald Green
- **DMC 581** Moss Green
- **DMC 3844** Dark Bright Turquoise
- **DMC 3847** Dark Teal Green
- **DMC 301** Medium Mahogany
- **DMC 677** Very Light Old Gold
- **DMC 3046** Medium Yellow Beige
- **DMC 3846** Light Bright Turquoise
- **DMC 167** Very Dark Yellow Beige
- **DMC 747** Very Light Sky Blue

Peacock feather print

Needlepoint pattern

This page is the dark part of the chart

Columns 108 to 160, rows 70 to 160. Gray squares: charted already, do not stitch again



Key

- DMC 310 Black
- DMC 500 Very Dark Blue Green
- DMC 912 Light Emerald Green
- DMC 311 Medium Navy Blue
- DMC 729 Medium Old Gold
- DMC 907 Light Parrot Green
- DMC 921 Copper
- DMC 336 Navy Blue
- DMC 780 Ultra Very Dark Topaz
- DMC 910 Dark Emerald Green
- DMC 581 Moss Green
- DMC 3844 Dark Bright Turquoise
- DMC 3847 Dark Teal Green
- DMC 301 Medium Mahogany
- DMC 677 Very Light Old Gold
- DMC 3046 Medium Yellow Beige
- DMC 3846 Light Bright Turquoise
- DMC 167 Very Dark Yellow Beige
- DMC 747 Very Light Sky Blue