Pink and green plaid

Needlepoint pattern | 72 x 72 stitches | 4 x 4 in (10.2 x 10.2 cm) on 18 mesh | 3 colors



How to stitch it



1. Each square is one tent stitch, up at 1, down at 2. Lines in continental, right to left, the canvas upside down for the next row; wide areas in basketweave.
2. Cut 18 in of thread. Start and end it without a knot left behind.
3. Mark the middle of the canvas. It is the outlined square, column 36, row 36 (DMC 603), at any length: start there. Count threads, not holes.
4. Go on from it: picture first, background last. One repeat is 2 in: carry on both ways to your length.

First time? How to needlepoint: flossfield.com/needlepoint/guides/how-to-start/
How to read a chart: flossfield.com/needlepoint/guides/how-to-read-a-chart/

What you need

Canvas: blank mono canvas, 18 mesh (18 threads to the inch), cut 8 in high and 4 in longer than you will stitch.

Needle: blunt tapestry, size 22. Also masking tape for the cut edges, and small scissors.

Thread: six-strand floss, 3 colors, about 5 skeins for what is charted (an estimate). Stitch with 4 strands (5 or 6 if canvas shows).

Make it a coaster: felt or cork for the back, or a coaster blank with an opening this size. For a blank, measure its opening before you stitch. If the piece is small for it, stitch two extra rows all round, carrying the colors of the edge on.
How to make coasters.

Thread list

			stitches	skeins of floss
●	**DMC BLANC**	White	2,304	2
■	**DMC 603**	Cranberry	2,304	2
▲	**DMC 702**	Kelly Green	576	1

Skeins are estimates: the thread a stitch takes on the front and back of 18 mesh canvas, plus 30 percent, rounded up for each color.
Thread colors are approximate screen matches to DMC numbers. Check against real thread before you buy.
For your own stitching, gifts and handmade pieces you sell. Do not resell or share this PDF or copies of it.

Pink and green plaid Needlepoint pattern

Chart: 72 x 72 stitches. Start at the red outline



Key

- ● **DMC BLANC** White
- ■ **DMC 603** Cranberry
- ▲ **DMC 702** Kelly Green