Tall alphabet over a poppy meadow

Needlepoint pattern | 182 x 182 stitches | 14 x 14 in (35.6 x 35.6 cm) on 13 mesh | 17 colors



How to read the chart



1. Each square is one tent stitch, up at 1, down at 2: basketweave for the background, continental for lines.
2. Bind the edges. Cut 18 in of thread; start and end it without a knot left behind.
3. Mark the middle of the canvas. It is the outlined square on page 3 (DMC 498): start there. Count threads, not holes.
4. Picture first, then border, background last. Gray squares are on two pages: stitch them once.
5. A heavier line stands every ten squares: count by them.
6. When it is done, block it square.

flossfield.com/needlepoint/guides/how-to-read-a-chart/

You will need

Canvas: blank mono canvas, 13 mesh (13 threads to the inch), cut 18 x 18 in (45.7 x 45.7 cm).

Needle: tapestry, size 20. Also masking tape for the cut edges, and small scissors.

Thread: six-strand floss, 7 strands in the needle, six of one length and one of the next (8 if canvas shows), about 57 skeins in all (an estimate).

Make it a pillow: backing fabric, an insert the size of the stitching or an inch larger, and cord or piping for the edge. The seam takes two rows: stitch two extra rows all round in DMC 890, the color at its edge. With those rows it takes 8 skeins of DMC 890, not 6. How to finish a pillow.

Thread list, DMC

			stitches	skeins
●	**712**	Cream	16,228	24
□	**890**	Ultra Dark Pistachio Green	4,036	6
▲	**895**	Very Dark Hunter Green	1,990	3
◆	**321**	Red	1,548	3
▼	**3346**	Hunter Green	1,465	3
★	**820**	Very Dark Royal Blue	1,465	3
❖	**780**	Ultra Very Dark Topaz	1,286	2
X	**498**	Dark Red	1,266	2
O	**3347**	Medium Yellow Green	1,180	2
+	**782**	Dark Topaz	742	2
=	**350**	Medium Coral	475	1
Z	**725**	Medium Light Topaz	430	1
A	**798**	Dark Delft Blue	328	1
V	**814**	Dark Garnet	251	1
T	**809**	Delft Blue	203	1
N	**3371**	Black Brown	198	1
S	**727**	Very Light Topaz	33	1

Skeins are estimates: the thread a stitch takes on the front and back of 13 mesh canvas, plus 30 percent, rounded up for each color.

Thread colors are approximate screen matches to DMC numbers. Check against real thread before you buy.

For your own stitching, gifts and handmade pieces you sell. Do not resell or share this PDF or copies of it.

Tall alphabet over a poppy meadow

Needlepoint pattern

Chart 1 of 6: columns 1 to 61, rows 1 to 91



Key

- ● **DMC 712** Cream
- □ **DMC 890** Ultra Dark Pistachio Green
- △ **DMC 895** Very Dark Hunter Green
- ◆ **DMC 321** Red
- ▽ **DMC 3346** Hunter Green
- ★ **DMC 820** Very Dark Royal Blue
- X **DMC 498** Dark Red
- O **DMC 3347** Medium Yellow Green
- \+ **DMC 782** Dark Topaz
- = **DMC 350** Medium Coral
- Z **DMC 725** Medium Light Topaz
- A **DMC 798** Dark Delft Blue
- N **DMC 3371** Black Brown

Tall alphabet over a poppy meadow

Needlepoint pattern

This page is the dark part of the chart

Chart 2 of 6: columns 62 to 122, rows 1 to 91. Start at the red outline. Gray squares repeat columns 60 and 61: do not stitch them twice

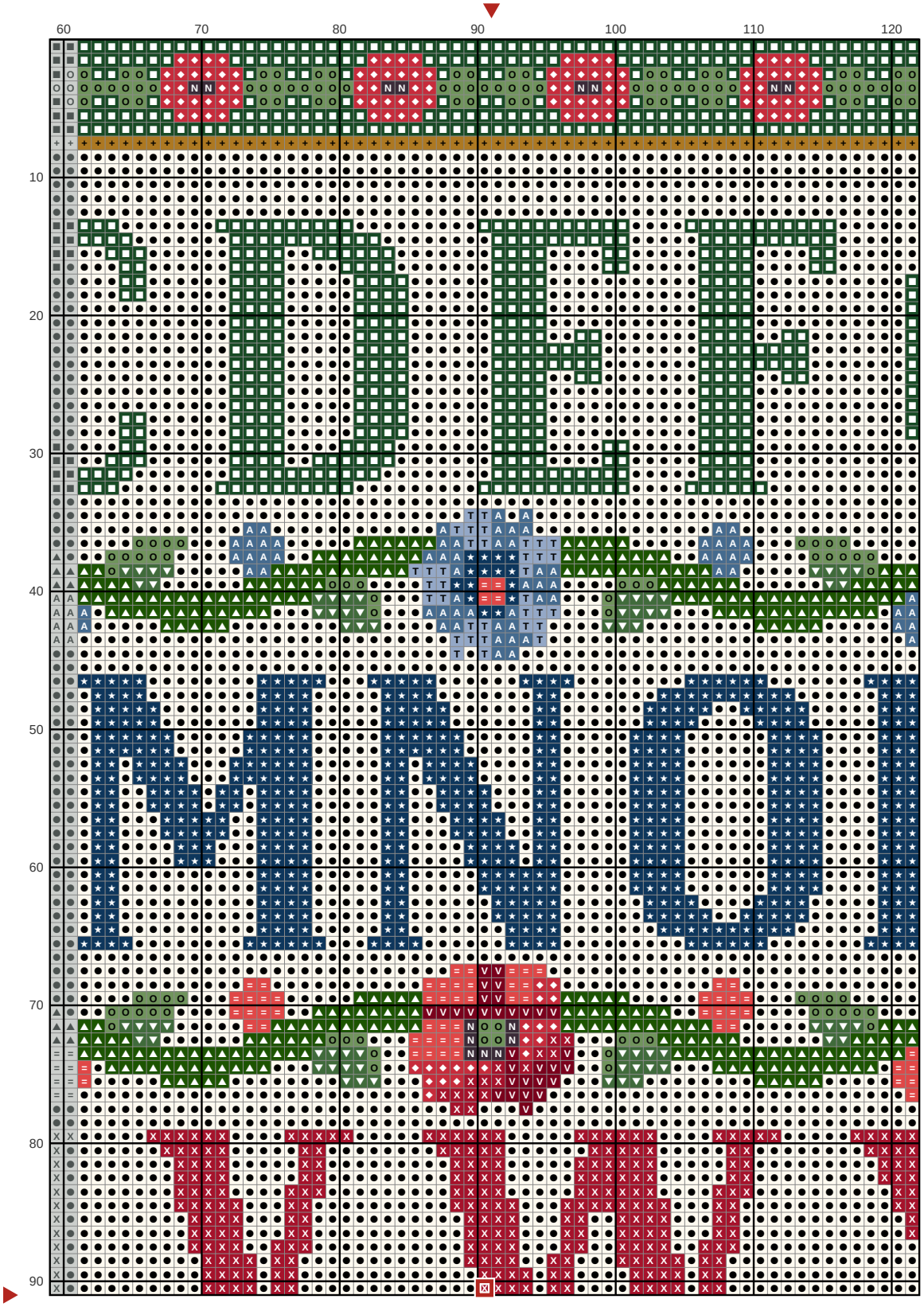

Key

- DMC 712 Cream
- DMC 890 Ultra Dark Pistachio Green
- DMC 895 Very Dark Hunter Green
- DMC 321 Red
- DMC 3346 Hunter Green
- DMC 820 Very Dark Royal Blue
- DMC 498 Dark Red
- DMC 3347 Medium Yellow Green
- DMC 782 Dark Topaz
- DMC 350 Medium Coral
- DMC 798 Dark Delft Blue
- DMC 814 Dark Garnet
- DMC 809 Delft Blue
- DMC 3371 Black Brown

Tall alphabet over a poppy meadow

Needlepoint pattern

This page is the dark part of the chart

Chart 3 of 6: columns 123 to 182, rows 1 to 91. Gray squares repeat columns 121 and 122: do not stitch them twice



Key

- ● **DMC 712** Cream
- □ **DMC 890** Ultra Dark Pistachio Green
- ▲ **DMC 895** Very Dark Hunter Green
- ◆ **DMC 321** Red
- ▼ **DMC 3346** Hunter Green
- ★ **DMC 820** Very Dark Royal Blue
- X **DMC 498** Dark Red
- O **DMC 3347** Medium Yellow Green
- \+ **DMC 782** Dark Topaz
- = **DMC 350** Medium Coral
- Z **DMC 725** Medium Light Topaz
- A **DMC 798** Dark Delft Blue
- N **DMC 3371** Black Brown

Tall alphabet over a poppy meadow

Needlepoint pattern

This page is the dark part of the chart

Chart 4 of 6: columns 1 to 61, rows 92 to 182. Gray squares repeat rows 90 and 91: do not stitch them twice



Key

- ● **DMC 712** Cream
- □ **DMC 890** Ultra Dark Pistachio Green
- ▲ **DMC 895** Very Dark Hunter Green
- ◆ **DMC 321** Red
- ▼ **DMC 3346** Hunter Green
- ★ **DMC 820** Very Dark Royal Blue
- ❖ **DMC 780** Ultra Very Dark Topaz
- X **DMC 498** Dark Red
- O **DMC 3347** Medium Yellow Green
- \+ **DMC 782** Dark Topaz
- = **DMC 350** Medium Coral
- Z **DMC 725** Medium Light Topaz
- A **DMC 798** Dark Delft Blue
- V **DMC 814** Dark Garnet
- T **DMC 809** Delft Blue
- N **DMC 3371** Black Brown

Tall alphabet over a poppy meadow

Needlepoint pattern

This page is the dark part of the chart

Chart 5 of 6: columns 62 to 122, rows 92 to 182. Gray squares repeat columns 60 and 61 and rows 90 and 91: do not stitch them twice

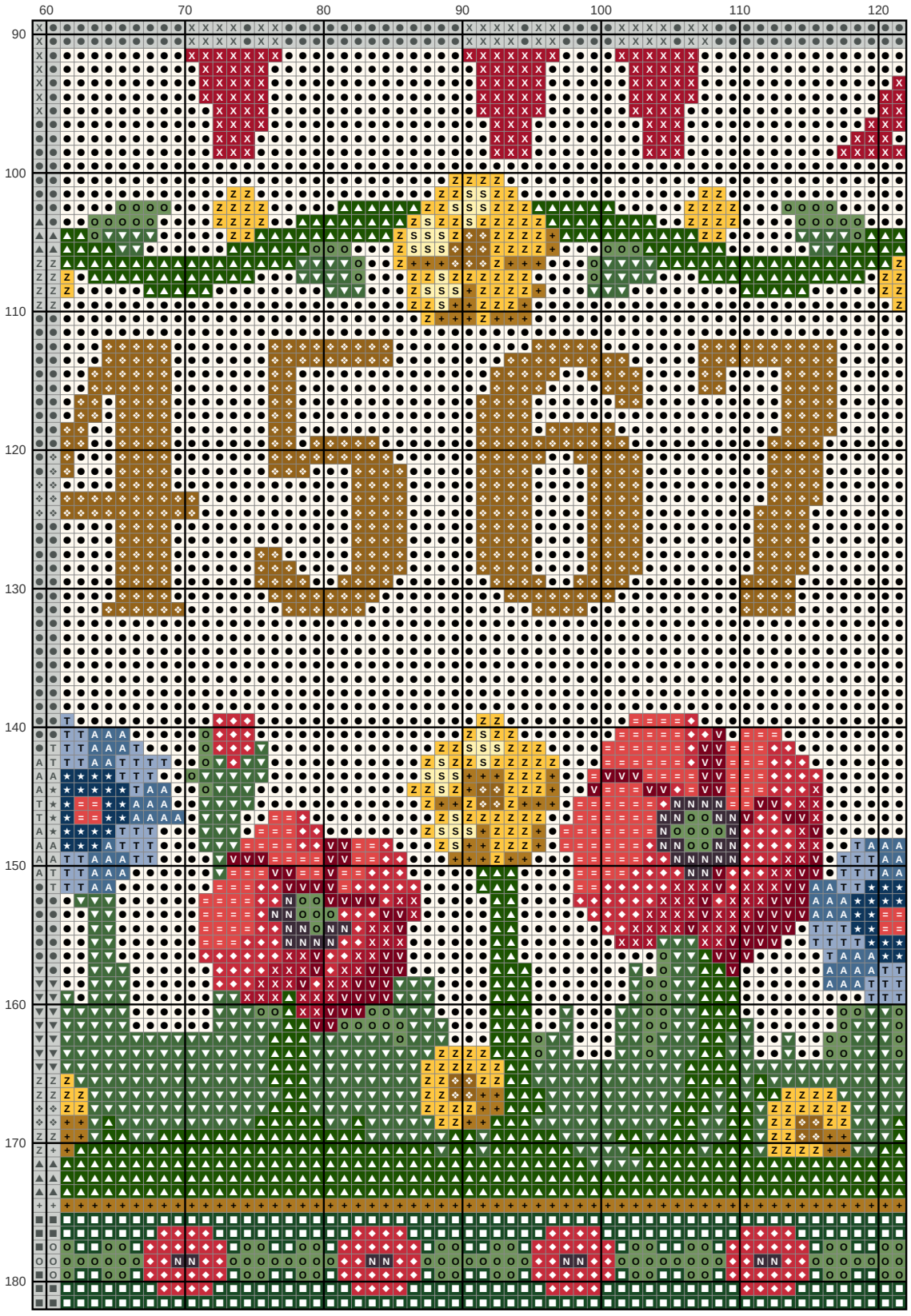

Key

- DMC 712 Cream
- DMC 890 Ultra Dark Pistachio Green
- DMC 895 Very Dark Hunter Green
- DMC 321 Red
- DMC 3346 Hunter Green
- DMC 820 Very Dark Royal Blue
- DMC 780 Ultra Very Dark Topaz
- DMC 498 Dark Red
- DMC 3347 Medium Yellow Green
- DMC 782 Dark Topaz
- DMC 350 Medium Coral
- DMC 725 Medium Light Topaz
- DMC 798 Dark Delft Blue
- DMC 814 Dark Garnet
- DMC 809 Delft Blue
- DMC 3371 Black Brown
- DMC 727 Very Light Topaz

Tall alphabet over a poppy meadow

Needlepoint pattern

This page is the dark part of the chart

Chart 6 of 6: columns 123 to 182, rows 92 to 182. Gray squares repeat columns 121 and 122 and rows 90 and 91: do not stitch them twice



Key

- ● **DMC 712** Cream
- □ **DMC 890** Ultra Dark Pistachio Green
- ▲ **DMC 895** Very Dark Hunter Green
- ◆ **DMC 321** Red
- ▼ **DMC 3346** Hunter Green
- ★ **DMC 820** Very Dark Royal Blue
- ❖ **DMC 780** Ultra Very Dark Topaz
- X **DMC 498** Dark Red
- O **DMC 3347** Medium Yellow Green
- \+ **DMC 782** Dark Topaz
- = **DMC 350** Medium Coral
- Z **DMC 725** Medium Light Topaz
- A **DMC 798** Dark Delft Blue
- V **DMC 814** Dark Garnet
- T **DMC 809** Delft Blue
- N **DMC 3371** Black Brown