Two white anemones and a bud on navy

Needlepoint pattern | 90 x 90 stitches | 5 x 5 in (12.7 x 12.7 cm) on 18 mesh | 5 colors



How to stitch it



1. Each square is one tent stitch, up at 1, down at 2. Lines in continental, right to left, the canvas upside down for the next row; wide areas in basketweave.
2. Cut 18 in of thread. Start and end it without a knot left behind.
3. Mark the middle of the canvas. It is the outlined square on page 2, column 45, row 45 (DMC BLANC): start there. Count threads, not holes.
4. Go on from it: picture first, background last. Gray squares are on two pages: stitch them once.
5. Last, two more rows all round in DMC 322: the opening's edge hides them.

First time? How to needlepoint: flossfield.com/needlepoint/guides/how-to-start/
How to read a chart: flossfield.com/needlepoint/guides/how-to-read-a-chart/

What you need

Canvas: blank mono canvas, 18 mesh (18 threads to the inch), cut 9.5 in square (24.1 cm).

Needle: blunt tapestry, size 22. Also masking tape for the cut edges, and small scissors.

Thread: six-strand floss, 5 colors, about 10 skeins in all (an estimate). Stitch with 4 strands (5 or 6 if canvas shows).

Fit it into a lid: the box or tray, acid-free board and backing. Measure the opening first.
How to fit it into a lid.

Thread list

			stitches	skeins of floss
●	**DMC 823**	Dark Navy Blue	2,993	3
■	**DMC BLANC**	White	2,615	3
▲	**DMC 322**	Dark Baby Blue	1,428	2
◆	**DMC 3325**	Light Baby Blue	686	1
▼	**DMC 3755**	Baby Blue	378	1

Skeins are estimates, with the two extra rows: the thread a stitch takes on the front and back of 18 mesh canvas, plus 30 percent, rounded up for each color.

Thread colors are approximate screen matches to DMC numbers. Check against real thread before you buy.

For your own stitching, gifts and handmade pieces you sell. Do not resell or share this PDF or copies of it.

Two white anemones and a bud on navy

Needlepoint pattern

Columns 1 to 49, rows 1 to 90. Start at the red outline

This page is the dark part of the chart



Key

- **DMC 823** Dark Navy Blue
- **DMC BLANC** White
- **DMC 322** Dark Baby Blue
- **DMC 3325** Light Baby Blue
- **DMC 3755** Baby Blue

Two white anemones and a bud on navy

Needlepoint pattern

Columns 50 to 90, rows 1 to 90. Gray squares: charted already, do not stitch again

This page is the dark part of the chart



Key

- **DMC 823** Dark Navy Blue
- **DMC BLANC** White
- **DMC 322** Dark Baby Blue
- **DMC 3325** Light Baby Blue
- **DMC 3755** Baby Blue