Manly bear in a tweed jacket

Needlepoint pattern | 90 x 90 stitches | 5 x 5 in (12.7 x 12.7 cm) on 18 mesh | 18 colors



Thread key, DMC

			stitches	yards	skeins
●	**938**	Ultra Dark Coffee Brown	1,450	10	2
■	**801**	Dark Coffee Brown	1,437	10	2
▲	**739**	Ultra Very Light Tan	1,138	8	1
◆	**738**	Very Light Tan	1,048	8	1
▼	**934**	Black Avocado Green	440	4	1
★	**3053**	Green Gray	404	3	1
❖	**3051**	Dark Green Gray	362	3	1
X	**433**	Medium Brown	331	3	1
O	**435**	Very Light Brown	279	2	1
+	**712**	Cream	254	2	1
=	**498**	Dark Red	197	2	1
Z	**931**	Medium Antique Blue	182	2	1
A	**310**	Black	167	2	1
V	**437**	Light Tan	164	2	1
T	**321**	Red	115	1	1
N	**814**	Dark Garnet	56	1	1
S	**783**	Medium Topaz	50	1	1
K	**3712**	Medium Salmon	26	1	1

One chart square is one tent stitch over one canvas intersection.

Cut the canvas at least 9 x 9 in (22.9 x 22.9 cm) for 18 mesh: the design and 2 in (5.1 cm) of margin on every side.

8,100 stitches in all. Start from the center: a red arrow above the chart marks the center column, and one to the left of it the center row. The arrows are on the pages those lines cross.

The chart is divided evenly over 2 pages. Where chart pages join, gray squares repeat two columns. The small picture at the top of each chart page shows which part it is.

Thread: six-strand floss, 4 to 6 strands in the needle on 18 mesh (counted at 6), about 20 skeins of 8.7 yd in all. Or pearl cotton size 5, 1 strand, about 18 skeins of 27.3 yd; or Persian wool, 1 strand, about 18 skeins of 8 yd. Wool is numbered differently: match it by eye. Needle: tapestry, size 22.

Yards and skeins are estimates: the thread a stitch takes on the front and back of 18 mesh canvas, plus 30 percent, rounded up for each color (about 65 yards in all, as the thread lies in the needle).

Thread colors are approximate screen matches to DMC numbers. Check against real thread before you buy.

Fit it into a lid: also have the box or tray, acid-free board and backing. Measure the opening first and add a row or two of background to sit under its edge. "How to fit it into a lid" is a guide linked from this pattern's page.

For your own stitching, gifts and handmade pieces you sell. Do not resell or share this PDF or copies of it.

Manly bear in a tweed jacket

Needlepoint pattern

Chart 1 of 2: columns 1 to 45, rows 1 to 90

This page is the dark part of the chart

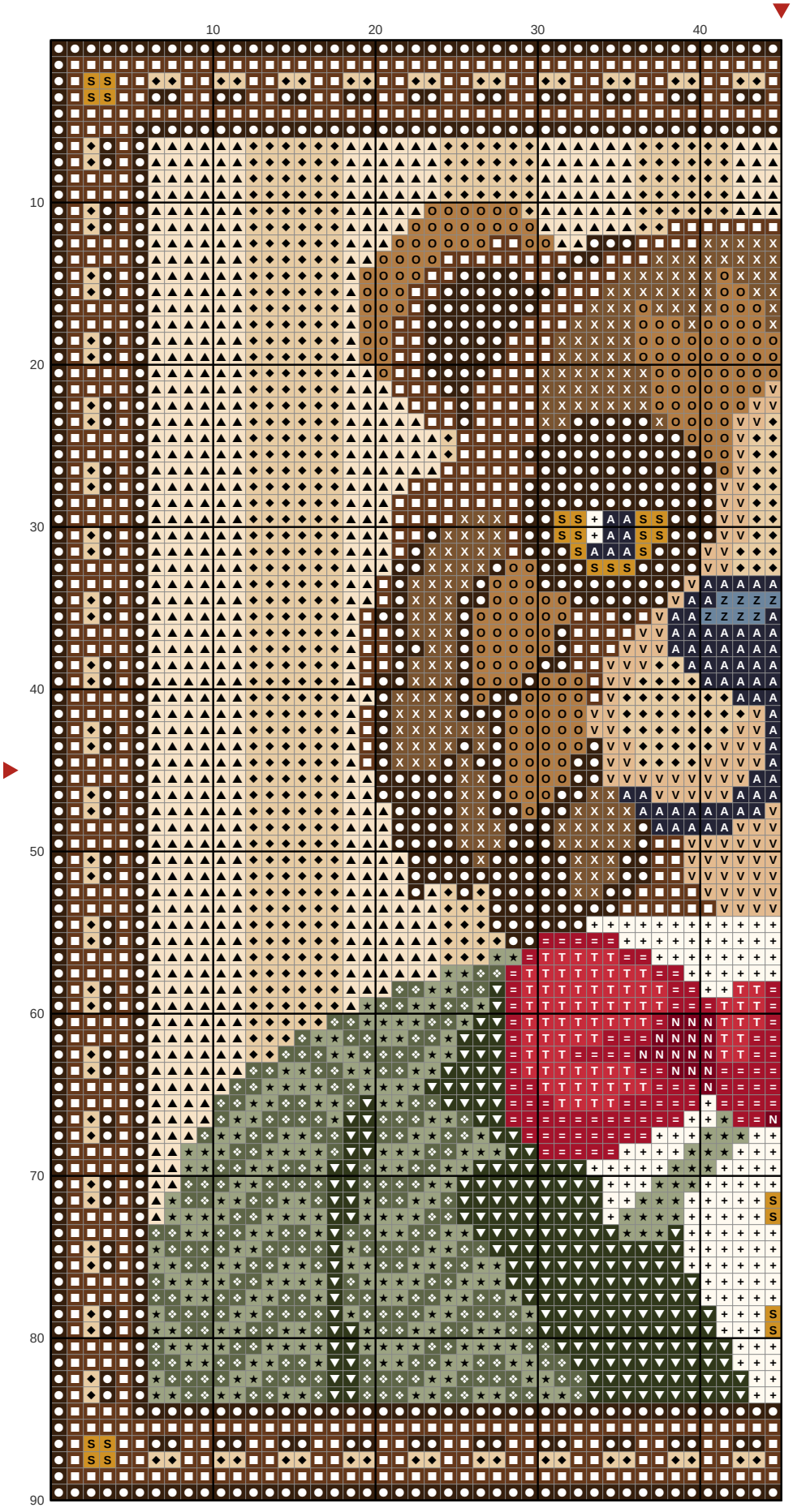

Key

- DMC 938 Ultra Dark Coffee Brown
- DMC 801 Dark Coffee Brown
- DMC 739 Ultra Very Light Tan
- DMC 738 Very Light Tan
- DMC 934 Black Avocado Green
- DMC 3053 Green Gray
- DMC 3051 Dark Green Gray
- DMC 433 Medium Brown
- DMC 435 Very Light Brown
- DMC 712 Cream
- DMC 498 Dark Red
- DMC 931 Medium Antique Blue
- DMC 310 Black
- DMC 437 Light Tan
- DMC 321 Red
- DMC 814 Dark Garnet
- DMC 783 Medium Topaz

Manly bear in a tweed jacket

Needlepoint pattern

Chart 2 of 2: columns 46 to 90, rows 1 to 90; gray squares repeat columns 44 and 45

This page is the dark part of the chart

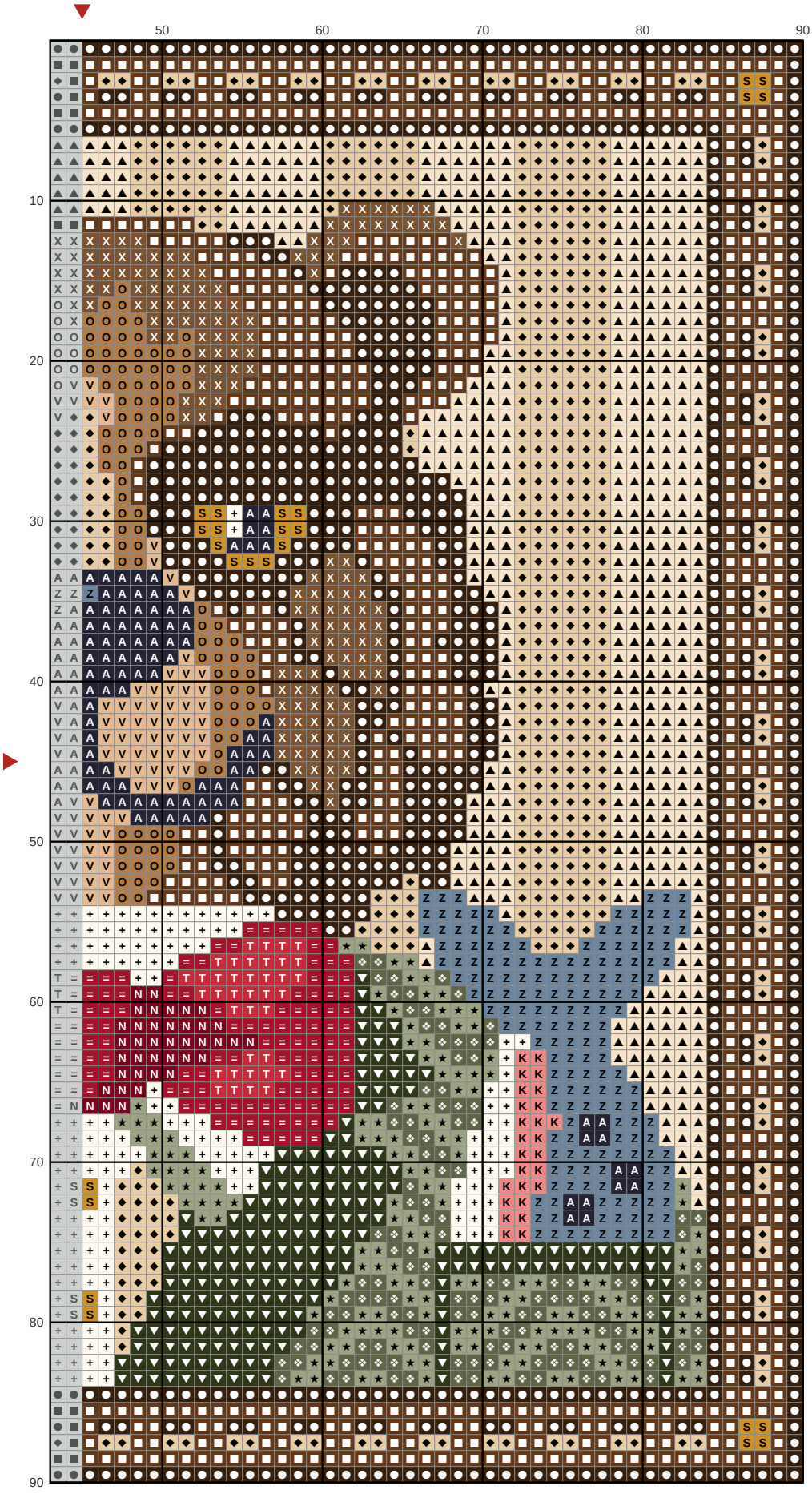

Key

- DMC 938 Ultra Dark Coffee Brown
- DMC 801 Dark Coffee Brown
- DMC 739 Ultra Very Light Tan
- DMC 738 Very Light Tan
- DMC 934 Black Avocado Green
- DMC 3053 Green Gray
- DMC 3051 Dark Green Gray
- DMC 433 Medium Brown
- DMC 435 Very Light Brown
- DMC 712 Cream
- DMC 498 Dark Red
- DMC 931 Medium Antique Blue
- DMC 310 Black
- DMC 437 Light Tan
- DMC 321 Red
- DMC 814 Dark Garnet
- DMC 783 Medium Topaz
- DMC 3712 Medium Salmon