Fly fisherman in the snow

Needlepoint pattern | 143 x 234 stitches | 11 x 18 in (27.9 x 45.7 cm) on 13 mesh | 24 colors



Thread key, DMC

			stitches	yards	skeins
●	3808	Ultra Very Dark Turquoise	4,153	40	7
■	3809	Very Dark Turquoise	2,365	23	4
▲	500	Very Dark Blue Green	2,180	21	4
◆	BLANC	White	1,708	17	3
▼	598	Light Turquoise	1,483	15	3
★	3811	Very Light Turquoise	1,445	14	3
❖	815	Medium Garnet	1,167	12	2
X	746	Off White	1,008	10	2
O	321	Red	817	8	2
+	3752	Very Light Antique Blue	747	8	2
=	932	Light Antique Blue	741	8	2
Z	433	Medium Brown	729	7	2
A	783	Medium Topaz	651	7	1
V	3371	Black Brown	621	6	1
T	3045	Dark Yellow Beige	580	6	1
N	3822	Light Straw	521	5	1
S	422	Light Hazelnut Brown	447	5	1
K	501	Dark Blue Green	391	4	1
E	437	Light Tan	313	3	1
C	610	Dark Drab Brown	236	3	1
P	3064	Desert Sand	198	2	1
U	318	Light Steel Gray	177	2	1
L	632	Ultra Very Dark Desert Sand	123	2	1
2	946	Medium Burnt Orange	119	2	1

One chart square is one tent stitch over one canvas intersection.

Cut the canvas at least 15 x 22 in (38.1 x 55.9 cm) for 13 mesh: the design and 2 in (5.1 cm) of margin on every side.

22,920 stitches in all, inside the outline: the chart is 143 x 234 at its widest and tallest. Start from the center: a red arrow above the chart marks the center column, and one to the left of it the center row. The arrows are on the pages those lines cross.

The chart is on 4 pages, each cut to what is stitched: bare canvas has no page, and a join falls on plain ground where it can. Pages 2 and 3 are turned on their side, for a part that is wider than it is tall. Where chart pages join, gray squares repeat two rows or columns. The small picture at the top of each chart page shows which part it is.

For a name: the dashed box on the cuff is its plain part, 82 x 20 stitches, columns 62 to 143 and rows 1 to 20. The two red marks in it are its middle (between columns 102 and 103): center the name there, not under the arrow of the whole chart.

Thread: six-strand floss, 7 or 8 strands in the needle on 13 mesh (counted at 8), about 48 skeins of 8.7 yd in all. Or pearl cotton size 3, 1 strand, about 28 skeins of 16.4 yd; or tapestry wool, 1 strand, about 37 skeins of 8.7 yd; or Persian wool, 2 strands, about 32 skeins of 8 yd. Wool is numbered differently: match it by eye. Needle: tapestry, size 20.

Yards and skeins are estimates: the thread a stitch takes on the front and back of 13 mesh canvas, plus 30 percent, rounded up for each color (about 230 yards in all, as the thread lies in the needle).

Thread colors are approximate screen matches to DMC numbers. Check against real thread before you buy.

Make it a stocking: also have backing and lining fabric, cord or piping, and a loop. Finishers ask for stockings months before Christmas, and most want two extra rows all round. Ask yours before the edge, and stitch a name first. "How to finish a stocking" is a guide linked from this pattern's page.

For your own stitching, gifts and handmade pieces you sell. Do not resell or share this PDF or copies of it.

Fly fisherman in the snow

Needlepoint pattern

Chart 1 of 4: columns 62 to 143, rows 1 to 71

This page is the dark part of the chart



Key

- ▲ **DMC 500**
- ◆ **DMC BLANC** White
- ▼ **DMC 598** Light Turquoise
- ★ **DMC 3811**
- ❖ **DMC 815** Medium Garnet
- X **DMC 746** Off White
- O **DMC 321** Red
- A **DMC 783** Medium Topaz
- V **DMC 3371** Black Brown
- N **DMC 3822** Light Straw
- K **DMC 501** Dark Blue Green
- 2 **DMC 946**

Fly fisherman in the snow

Needlepoint pattern

Chart 2 of 4: columns 61 to 143, rows 72 to 140; gray squares repeat rows 70 and 71

This page is the dark part of the chart

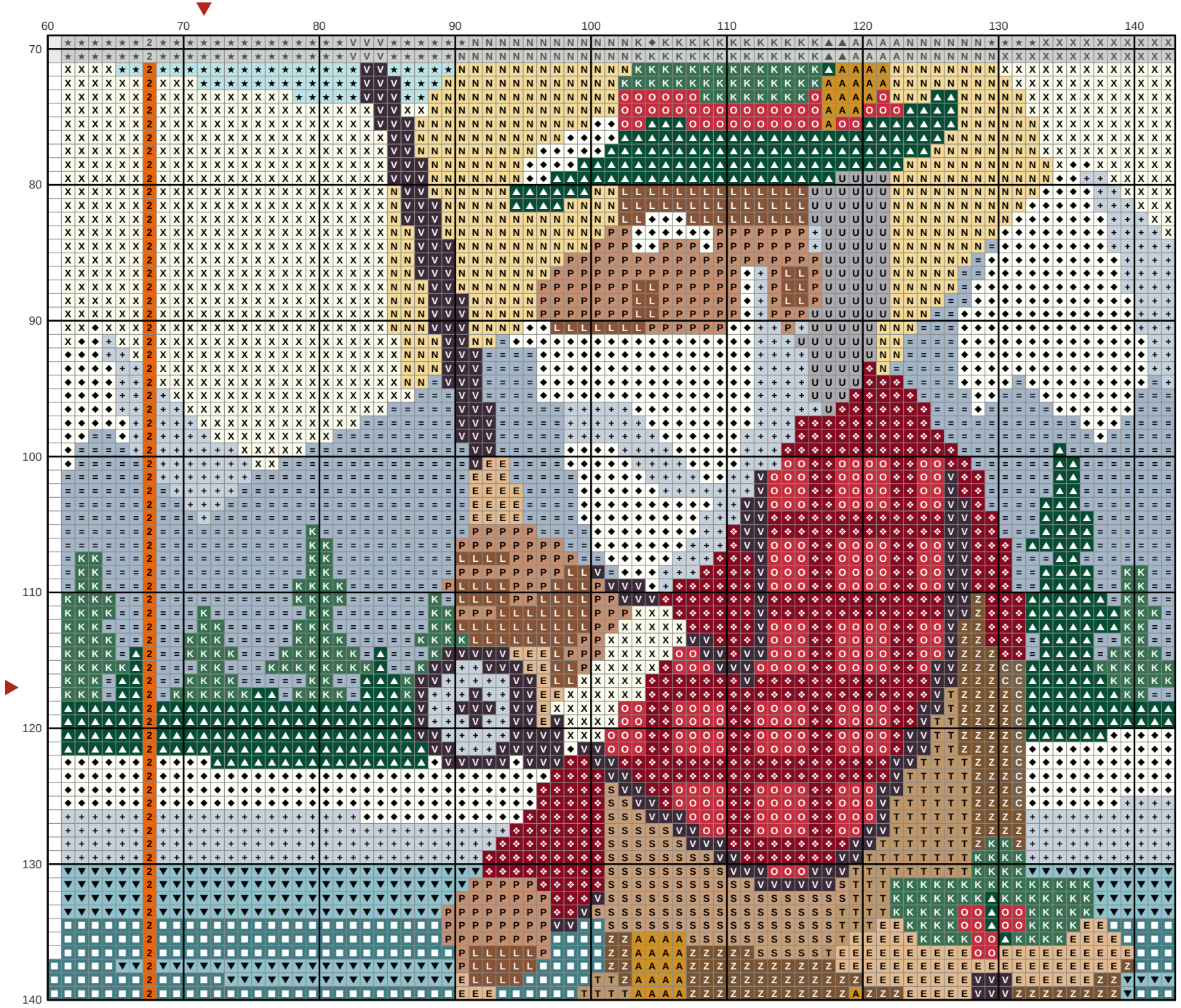

Key

- DMC 3809
- DMC 500
- DMC BLANC White
- DMC 598
- DMC 3811
- DMC 815
- X DMC 746 Off White
- O DMC 321 Red
- \+ DMC 3752
- = DMC 932
- Z DMC 433 Medium Brown
- A DMC 783 Medium Topaz
- V DMC 3371 Black Brown
- T DMC 3045
- N DMC 3822 Light Straw
- S DMC 422
- K DMC 501
- E DMC 437 Light Tan
- C DMC 610
- P DMC 3064 Desert Sand
- U DMC 318
- L DMC 632
- 2 DMC 946

Fly fisherman in the snow

Needlepoint pattern

Chart 3 of 4: columns 1 to 72, rows 141 to 234; gray squares repeat rows 139 and 140

This page is the dark part of the chart

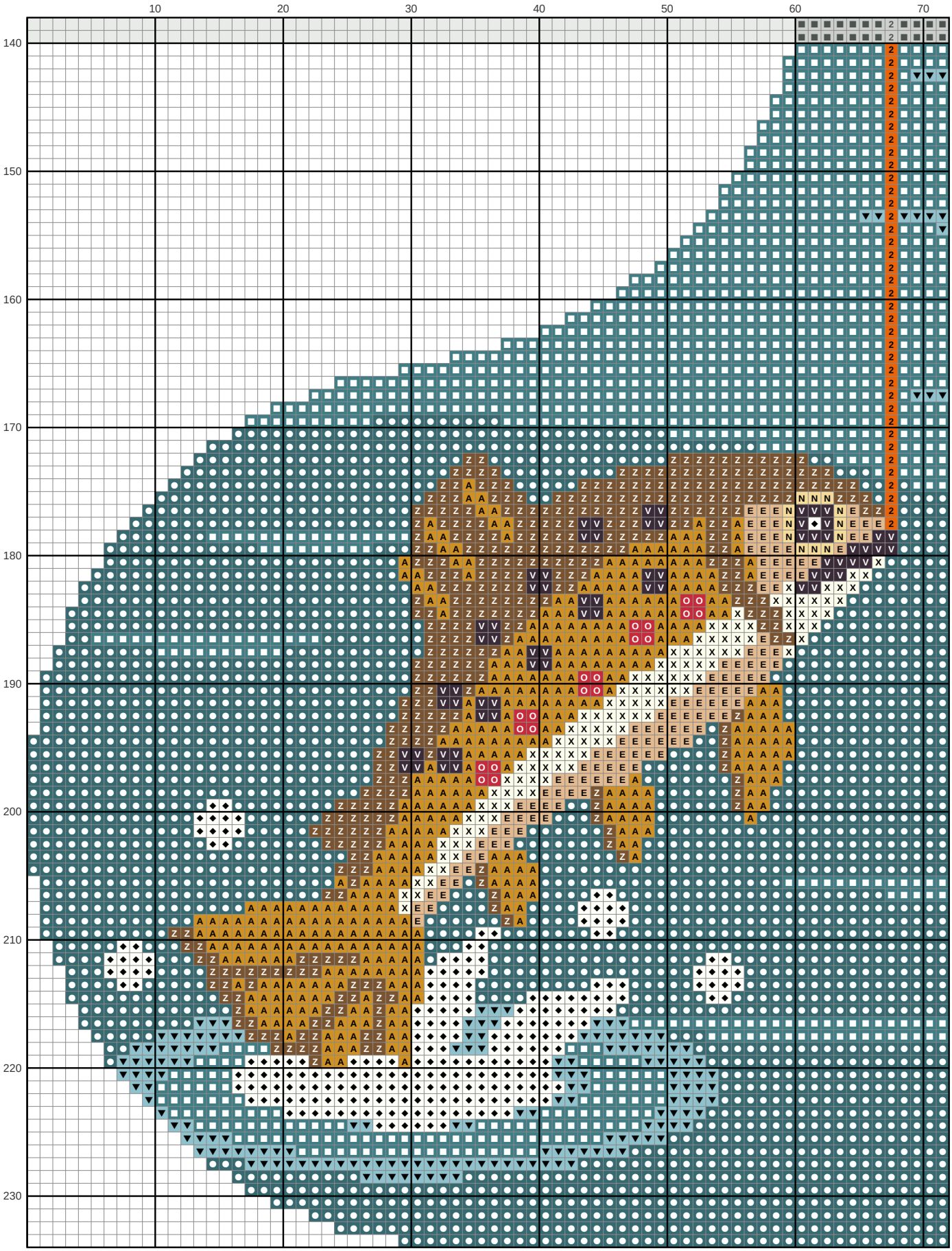

Fly fisherman in the snow

Needlepoint pattern

This page is the dark part of the chart

Chart 4 of 4: columns 73 to 143, rows 141 to 234; gray squares repeat columns 71 and 72 and rows 139 and 140

