Preppy acorns and a squirrel jar

Needlepoint pattern | 104 x 104 stitches | 8 x 8 in (20.3 x 20.3 cm) on 13 mesh | 18 colors



How to stitch it



1. Each square is one tent stitch, up at 1, down at 2. Lines in continental, right to left, the canvas upside down for the next row; wide areas in basketweave.
2. Cut 18 in of thread. Start and end it without a knot left behind.
3. Mark the middle of the canvas. It is the outlined square on page 2, column 52, row 52 (DMC 3841): start there. Count threads, not holes.
4. Go on from it: picture first, background last. Gray squares are on two pages: stitch them once.
5. Last, two more rows all round in DMC 797: the seam hides them.

First time? How to needlepoint: flossfield.com/needlepoint/guides/how-to-start/
How to read a chart: flossfield.com/needlepoint/guides/how-to-read-a-chart/

What you need

Canvas: blank mono canvas, 13 mesh (13 threads to the inch), cut 12.5 in square (31.8 cm).

Needle: blunt tapestry, size 20. Also masking tape for the cut edges, and small scissors.

Thread: six-strand floss, 18 colors, about 28 skeins in all (an estimate). Stitch with 7 strands (8 if canvas shows).

Make it a pillow: backing fabric, an insert the size of the stitching or an inch larger, and cord or piping for the edge. How to finish a pillow.

Thread list, DMC

			stitches	skeins
●	797	Royal Blue	2,631	6
■	827	Very Light Blue	2,131	4
▲	BLANC	White	1,587	3
◆	351	Coral	535	1
▼	3756	Ultra Very Light Baby Blue	512	1
★	703	Chartreuse	495	1
❖	435	Very Light Brown	399	1
X	353	Peach	395	1
H	701	Light Green	354	1
+	898	Very Dark Coffee Brown	347	1
=	349	Dark Coral	215	1
Z	907	Light Parrot Green	201	1
A	699	Green	192	1
V	976	Medium Golden Brown	175	1
T	799	Medium Delft Blue	169	1
N	3841	Pale Baby Blue	166	1
S	3827	Pale Golden Brown	164	1
K	975	Dark Golden Brown	148	1

Skeins are estimates, with the two extra rows: the thread a stitch takes on the front and back of 13 mesh canvas, plus 30 percent, rounded up for each color.

Thread colors are approximate screen matches to DMC numbers. Check against real thread before you buy.

For your own stitching, gifts and handmade pieces you sell. Do not resell or share this PDF or copies of it.

Preppy acorns and a squirrel jar

Needlepoint pattern

Columns 1 to 56, rows 1 to 104. Start at the red outline

This page is the dark part of the chart



Key

- DMC 797 Royal Blue
- DMC 827 Very Light Blue
- DMC BLANC White
- DMC 351 Coral
- DMC 3756 Ultra Very Light Baby Blue
- DMC 703 Chartreuse
- DMC 435 Very Light Brown
- DMC 353 Peach
- DMC 701 Light Green
- DMC 898 Very Dark Coffee Brown
- DMC 349 Dark Coral
- DMC 907 Light Parrot Green
- DMC 699 Green
- DMC 799 Medium Delft Blue
- DMC 3841 Pale Baby Blue
- DMC 3827 Pale Golden Brown

Preppy acorns and a squirrel jar Needlepoint pattern

Columns 57 to 104, rows 1 to 104. Gray squares: charted already, do not stitch again

This page is the dark part of the chart



Key

- DMC 797 Royal Blue
- DMC 827 Very Light Blue
- DMC BLANC White
- DMC 351 Coral
- DMC 3756 Ultra Very Light Baby Blue
- DMC 703 Chartreuse
- DMC 435 Very Light Brown
- DMC 353 Peach
- DMC 701 Light Green
- DMC 898 Very Dark Coffee Brown
- DMC 349 Dark Coral
- DMC 907 Light Parrot Green
- DMC 699 Green
- DMC 976 Medium Golden Brown
- DMC 799 Medium Delft Blue
- DMC 3841 Pale Baby Blue
- DMC 3827 Pale Golden Brown
- DMC 975 Dark Golden Brown