Alligator or crocodile card wallet

Needlepoint pattern | 126 x 72 stitches | 7 x 4 in (17.8 x 10.2 cm) on 18 mesh | 18 colors



How to read the chart



1. Each square is one tent stitch, up at 1, down at 2: basketweave for the background, continental for lines.
2. Bind the edges. Cut 18 in of thread; start and end it without a knot left behind.
3. Mark the middle of the canvas. It is the outlined square on page 2 (DMC 701): start there. Count threads, not holes.
4. Picture first, then border, background last. Gray squares are on two pages: stitch them once.
5. A heavier line stands every ten squares: count by them.
6. When it is done, block it square.

flossfield.com/needlepoint/guides/how-to-read-a-chart/

You will need

Canvas: blank mono canvas, 18 mesh (18 threads to the inch), cut 11 x 8 in (27.9 x 20.3 cm).

Needle: tapestry, size 22. Also masking tape for the cut edges, and small scissors.

Thread: six-strand floss, 4 strands in the needle (5 or 6 if canvas shows), about 20 skeins in all (an estimate).

Make it a clutch: a clutch or wallet with an opening this size, or a lining and a closure to sew it up. Measure the opening before you stitch. If the piece is small for it, stitch two extra rows all round in DMC 823, the color at its edge.
How to finish a purse or clutch.

Thread list, DMC

			stitches	skeins
●	963	Ultra Very Light Dusty Rose	1,954	2
■	701	Light Green	1,278	2
▲	823	Dark Navy Blue	1,164	1
◆	890	Ultra Dark Pistachio Green	908	1
▼	3716	Very Light Rose	650	1
★	819	Light Baby Pink	517	1
❖	703	Chartreuse	515	1
X	BLANC	White	455	1
O	699	Green	350	1
+	704	Bright Chartreuse	319	1
=	815	Medium Garnet	251	1
Z	739	Ultra Very Light Tan	164	1
A	351	Coral	157	1
V	712	Cream	143	1
T	349	Dark Coral	83	1
N	725	Medium Light Topaz	73	1
S	353	Peach	53	1
K	437	Light Tan	38	1

Skeins are estimates: the thread a stitch takes on the front and back of 18 mesh canvas, plus 30 percent, rounded up for each color.
Thread colors are approximate screen matches to DMC numbers. Check against real thread before you buy.
For your own stitching, gifts and handmade pieces you sell. Do not resell or share this PDF or copies of it.

Alligator or crocodile card wallet

Needlepoint pattern

This page is the dark part of the chart

Chart 1 of 2: columns 1 to 63, rows 1 to 72. Start at the red outline



Key

- ● **DMC 963** Ultra Very Light Dusty Rose
- ■ **DMC 701** Light Green
- ▲ **DMC 823** Dark Navy Blue
- ◆ **DMC 890** Ultra Dark Pistachio Green
- ▼ **DMC 3716** Very Light Rose
- ★ **DMC 819** Light Baby Pink
- ❖ **DMC 703** Chartreuse
- X **DMC BLANC** White
- O **DMC 699** Green
- \+ **DMC 704** Bright Chartreuse
- Z **DMC 739** Ultra Very Light Tan
- V **DMC 712** Cream
- K **DMC 437** Light Tan

Alligator or crocodile card wallet Needlepoint pattern

This page is the dark part of the chart

Chart 2 of 2: columns 64 to 126, rows 1 to 72. Gray squares repeat columns 62 and 63: do not stitch them twice



Key

● **DMC 963** Ultra Very Light Dusty Rose	❖ **DMC 703** Chartreuse	A **DMC 351** Coral
■ **DMC 701** Light Green	X **DMC BLANC** White	V **DMC 712** Cream
▲ **DMC 823** Dark Navy Blue	O **DMC 699** Green	T **DMC 349** Dark Coral
◆ **DMC 890** Ultra Dark Pistachio Green	+ **DMC 704** Bright Chartreuse	N **DMC 725** Medium Light Topaz
▼ **DMC 3716** Very Light Rose	= **DMC 815** Medium Garnet	S **DMC 353** Peach
★ **DMC 819** Light Baby Pink	Z **DMC 739** Ultra Very Light Tan	