# Preppy apple core

Needlepoint pattern | 90 x 126 stitches | 5 x 7 in (12.7 x 17.8 cm) on 18 mesh | 19 colors



## How to stitch it




1. Each square is one tent stitch, up at 1, down at 2. Lines in continental, right to left, the canvas upside down for the next row; wide areas in basketweave.
2. Cut 18 in of thread. Start and end it without a knot left behind.
3. Mark the middle of the canvas. It is the outlined square on page 2, column 45, row 63 (DMC 739): start there. Count threads, not holes.
4. Go on from it: picture first, background last. Gray squares are on two pages: stitch them once.
5. When it is done, block it square.

First time? How to needlepoint: flossfield.com/needlepoint/guides/how-to-start/
How to read a chart: flossfield.com/needlepoint/guides/how-to-read-a-chart/

## What you need

**Canvas:** blank mono canvas, 18 mesh (18 threads to the inch), cut 9 in wide x 11 in high (22.9 x 27.9 cm).

**Needle:** blunt tapestry, size 22. Also masking tape for the cut edges, and small scissors.

**Thread:** six-strand floss, 19 colors, about 22 skeins in all (an estimate). Stitch with 4 strands (5 or 6 if canvas shows).

**Frame it:** acid-free board and a frame.
How to frame needlepoint.

## Thread list, DMC

| | | | stitches | skeins |
|---|---|---|---|---|
| ● | 958 | Dark Seagreen | 2,956 | 3 |
| ■ | 959 | Medium Seagreen | 2,121 | 2 |
| ▲ | 666 | Bright Red | 952 | 1 |
| ◆ | 739 | Ultra Very Light Tan | 895 | 1 |
| ▼ | 823 | Dark Navy Blue | 646 | 1 |
| ★ | 701 | Light Green | 547 | 1 |
| ❖ | 435 | Very Light Brown | 499 | 1 |
| X | BLANC | White | 448 | 1 |
| H | 726 | Light Topaz | 358 | 1 |
| + | 437 | Light Tan | 353 | 1 |
| = | 738 | Very Light Tan | 288 | 1 |
| Z | 699 | Green | 276 | 1 |
| A | 350 | Medium Coral | 232 | 1 |
| V | 304 | Medium Red | 165 | 1 |
| T | 801 | Dark Coffee Brown | 159 | 1 |
| N | 798 | Dark Delft Blue | 158 | 1 |
| S | 703 | Chartreuse | 140 | 1 |
| K | 815 | Medium Garnet | 77 | 1 |
| E | 783 | Medium Topaz | 70 | 1 |

Skeins are estimates: the thread a stitch takes on the front and back of 18 mesh canvas, plus 30 percent, rounded up for each color.
Thread colors are approximate screen matches to DMC numbers. Check against real thread before you buy.
For your own stitching, gifts and handmade pieces you sell. Do not resell or share this PDF or copies of it.

# Preppy apple core

Needlepoint pattern

Columns 1 to 90, rows 1 to 67. Start at the red outline

This page is the dark part of the chart




## Key

- DMC 958 — Dark Seagreen
- DMC 959 — Medium Seagreen
- DMC 666 — Bright Red
- DMC 739 — Ultra Very Light Tan
- DMC 701 — Light Green
- DMC 435 — Very Light Brown
- DMC BLANC — White
- DMC 437 — Light Tan
- DMC 738 — Very Light Tan
- DMC 699 — Green
- DMC 350 — Medium Coral
- DMC 304 — Medium Red
- DMC 801 — Dark Coffee Brown
- DMC 703 — Chartreuse
- DMC 815 — Medium Garnet

# Preppy apple core

Needlepoint pattern

Columns 1 to 90, rows 68 to 126. Gray squares: charted already, do not stitch again

This page is the dark part of the chart

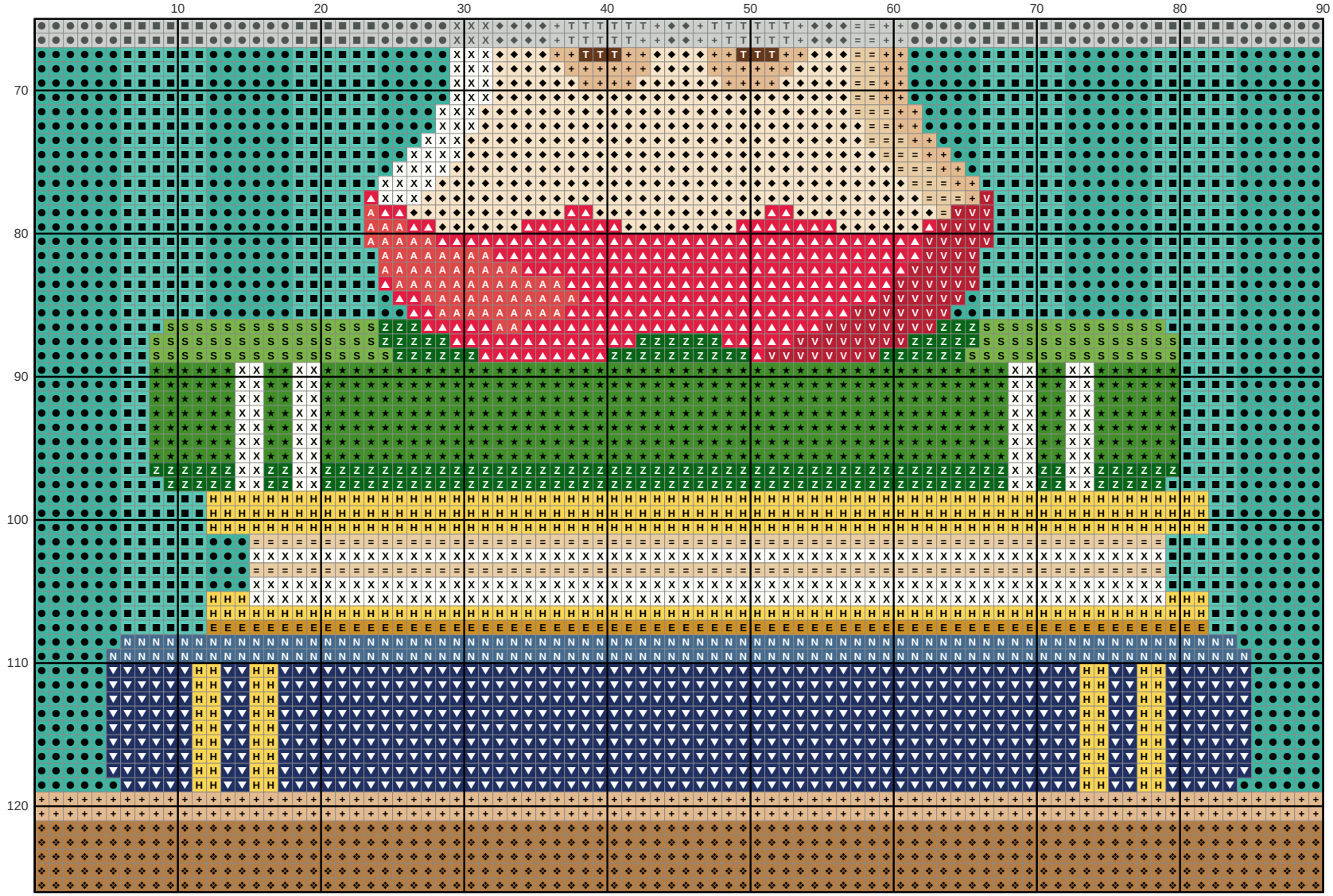


## Key

- ● **DMC 958** Dark Seagreen
- ■ **DMC 959** Medium Seagreen
- ▲ **DMC 666** Bright Red
- ◆ **DMC 739** Ultra Very Light Tan
- ▼ **DMC 823** Dark Navy Blue
- ★ **DMC 701** Light Green
- ❖ **DMC 435** Very Light Brown
- X **DMC BLANC** White
- H **DMC 726** Light Topaz
- \+ **DMC 437** Light Tan
- = **DMC 738** Very Light Tan
- Z **DMC 699** Green
- A **DMC 350** Medium Coral
- V **DMC 304** Medium Red
- T **DMC 801** Dark Coffee Brown
- N **DMC 798** Dark Delft Blue
- S **DMC 703** Chartreuse
- E **DMC 783** Medium Topaz