Preppy apple

Needlepoint pattern | 72 x 72 stitches | 4 x 4 in (10.2 x 10.2 cm) on 18 mesh | 10 colors



How to stitch it



1. Each square is one tent stitch, up at 1, down at 2. Lines in continental, right to left, the canvas upside down for the next row; wide areas in basketweave.
2. Cut 18 in of thread. Start and end it without a knot left behind.
3. Mark the middle of the canvas. It is the outlined square, column 36, row 36 (DMC 666): start there. Count threads, not holes.
4. Go on from it: picture first, background last. End the thread before crossing another color.
5. Last, two more rows all round, each stitch in the color it lies beside: the board's edge hides them.

First time? How to needlepoint: flossfield.com/needlepoint/guides/how-to-start/
How to read a chart: flossfield.com/needlepoint/guides/how-to-read-a-chart/

What you need

Canvas: blank mono canvas, 18 mesh (18 threads to the inch), cut 8.5 in square (21.6 cm).

Needle: blunt tapestry, size 22. Also masking tape for the cut edges, and small scissors.

Thread: six-strand floss, 10 colors, about 12 skeins in all (an estimate). Stitch with 4 strands (5 or 6 if canvas shows).

Make it an ornament: board, thin batting, backing fabric and twisted cord.
How to finish an ornament.

Thread list

			stitches	skeins of floss
★	**DMC 666**	Bright Red	1,555	2
●	**DMC 775**	Very Light Baby Blue	1,491	2
H	**DMC 745**	Light Pale Yellow	722	1
❖	**DMC 498**	Dark Red	574	1
+	**DMC 728**	Topaz	538	1
▼	**DMC 700**	Bright Green	131	1
■	**DMC 702**	Kelly Green	91	1
X	**DMC 352**	Light Coral	41	1
▲	**DMC 433**	Medium Brown	28	1
◆	**DMC 898**	Very Dark Coffee Brown	13	1

Skeins are estimates, with the two extra rows: the thread a stitch takes on the front and back of 18 mesh canvas, plus 30 percent, rounded up for each color.

Thread colors are approximate screen matches to DMC numbers. Check against real thread before you buy.

For your own stitching, gifts and handmade pieces you sell. Do not resell or share this PDF or copies of it.

Preppy apple Needlepoint pattern

Chart: 72 x 72 stitches. Start at the red outline



Key

- ★ **DMC 666** Bright Red
- ● **DMC 775** Very Light Baby Blue
- H **DMC 745** Light Pale Yellow
- ❖ **DMC 498** Dark Red
- \+ **DMC 728** Topaz
- ▼ **DMC 700** Bright Green
- ■ **DMC 702** Kelly Green
- X **DMC 352** Light Coral
- ▲ **DMC 433** Medium Brown
- ◆ **DMC 898** Very Dark Coffee Brown