Preppy astronaut Christmas stocking

Needlepoint pattern | 143 x 234 stitches | 11 x 18 in (27.9 x 45.7 cm) on 13 mesh | 24 colors



How to stitch it



1. Each square is one tent stitch, up at 1, down at 2. Lines in continental, right to left, the canvas upside down for the next row; wide areas in basketweave.
2. Cut 18 in of thread. Start and end it without a knot left behind.
3. Mark the crossing 2 in from the top and right edges of the canvas. It is the outlined square, top right of page 2, column 143, row 1 (DMC BLANC): start there. Count threads, not holes.
4. The name first, where you put one on it, then downward, background as you go. Gray squares are on two pages: stitch them once. Empty squares stay bare.
5. Last, two more rows all round, each stitch in the color it lies beside: the seam hides them. Ask your finisher first.

The dashed box on the cuff is the place for a name, and the two red marks are its middle: type one on the pattern's page to have it charted.

First time? How to needlepoint: flossfield.com/needlepoint/guides/how-to-start/
How to read a chart: flossfield.com/needlepoint/guides/how-to-read-a-chart/

What you need

Canvas: blank mono canvas, 13 mesh (13 threads to the inch), cut 15.5 in wide x 22.5 in high (39.4 x 57.2 cm).

Needle: blunt tapestry, size 20. Also masking tape for the cut edges, and small scissors.

Thread: six-strand floss, 24 colors, about 49 skeins in all (an estimate). Stitch with 7 strands (8 if canvas shows).

Make it a stocking: a finisher, who backs and lines it (ask months before Christmas), or backing, lining, cord and a loop to sew it up yourself. How to finish a stocking.

Thread list, DMC

			stitches	skeins
●	BLANC	White	3,366	6
■	160	Medium Gray Blue	2,528	5
▲	995	Dark Electric Blue	1,962	4
◆	939	Very Dark Navy Blue	1,862	3
▼	3753	Ultra Very Light Antique Blue	1,718	3
★	797	Royal Blue	1,445	3
❖	336	Navy Blue	1,280	3
X	159	Light Gray Blue	1,264	2
H	701	Light Green	1,136	2
+	825	Dark Blue	1,091	2
=	3805	Cyclamen Pink	955	2
Z	996	Medium Electric Blue	911	2
A	161	Gray Blue	667	1
V	699	Green	536	1
T	3821	Straw	510	1
N	3804	Dark Cyclamen Pink	491	1
S	703	Chartreuse	377	1
K	600	Very Dark Cranberry	255	1
E	895	Very Dark Hunter Green	180	1
C	783	Medium Topaz	158	1
P	727	Very Light Topaz	87	1
U	3806	Light Cyclamen Pink	83	1
L	603	Cranberry	39	1
2	780	Ultra Very Dark Topaz	19	1

Skeins are estimates, with the two extra rows: the thread a stitch takes on the front and back of 13 mesh canvas, plus 30 percent, rounded up for each color.

Thread colors are approximate screen matches to DMC numbers. Check against real thread before you buy.

For your own stitching, gifts and handmade pieces you sell. Do not resell or share this PDF or copies of it.

Preppy astronaut Christmas stocking

Needlepoint pattern

Columns 62 to 143, rows 1 to 71. Start at the red outline

This page is the dark part of the chart



Key

- ● **DMC BLANC** White
- ■ **DMC 160** Medium Gray Blue
- ▲ **DMC 995** Dark Electric Blue
- ◆ **DMC 939** Very Dark Navy Blue
- ▼ **DMC 3753** Ultra Very Light Antique Blue
- ★ **DMC 797** Royal Blue
- ❖ **DMC 336** Navy Blue
- X **DMC 159** Light Gray Blue
- H **DMC 701** Light Green
- \+ **DMC 825** Dark Blue
- = **DMC 3805** Cyclamen Pink
- A **DMC 161** Gray Blue
- V **DMC 699** Green
- T **DMC 3821** Straw
- N **DMC 3804** Dark Cyclamen Pink
- C **DMC 783** Medium Topaz
- P **DMC 727** Very Light Topaz

Preppy astronaut Christmas stocking

Needlepoint pattern

Columns 61 to 143, rows 72 to 140. Gray squares: charted already, do not stitch again

This page is the dark part of the chart



Key

- ● **DMC BLANC** — White
- ■ **DMC 160** — Medium Gray Blue
- ◆ **DMC 939** — Very Dark Navy Blue
- ▼ **DMC 3753** — Ultra Very Light Antique Blue
- ★ **DMC 797** — Royal Blue
- ❖ **DMC 336** — Navy Blue
- X **DMC 159** — Light Gray Blue
- H **DMC 701** — Light Green
- = **DMC 3805** — Cyclamen Pink
- A **DMC 161** — Gray Blue
- V **DMC 699** — Green
- T **DMC 3821** — Straw
- N **DMC 3804** — Dark Cyclamen Pink
- S **DMC 703** — Chartreuse
- K **DMC 600** — Very Dark Cranberry
- C **DMC 783** — Medium Topaz
- P **DMC 727** — Very Light Topaz
- L **DMC 603** — Cranberry

Preppy astronaut Christmas stocking

Needlepoint pattern

Columns 1 to 72, rows 141 to 234. Gray squares: charted already, do not stitch again

This page is the dark part of the chart



Preppy astronaut Christmas stocking

Needlepoint pattern

Columns 73 to 143, rows 141 to 234. Gray squares: charted already, do not stitch again

This page is the dark part of the chart

