Preppy baby bib

Needlepoint pattern | 90 x 90 stitches | 5 x 5 in (12.7 x 12.7 cm) on 18 mesh | 18 colors



How to stitch it



1. Each square is one tent stitch, up at 1, down at 2. Lines in continental, right to left, the canvas upside down for the next row; wide areas in basketweave.
2. Cut 18 in of thread. Start and end it without a knot left behind.
3. Mark the middle of the canvas. It is the outlined square on page 2, column 45, row 45 (DMC 739): start there. Count threads, not holes.
4. Go on from it: picture first, background last. Gray squares are on two pages: stitch them once.
5. Last, two more rows all round in DMC 699: the opening's edge hides them.

First time? How to needlepoint: flossfield.com/needlepoint/guides/how-to-start/
How to read a chart: flossfield.com/needlepoint/guides/how-to-read-a-chart/

What you need

Canvas: blank mono canvas, 18 mesh (18 threads to the inch), cut 9.5 in square (24.1 cm).

Needle: blunt tapestry, size 22. Also masking tape for the cut edges, and small scissors.

Thread: six-strand floss, 18 colors, about 20 skeins in all (an estimate). Stitch with 4 strands (5 or 6 if canvas shows).

Fit it into a lid: the box or tray, acid-free board and backing. Measure the opening first.
How to fit it into a lid.

Thread list, DMC

			stitches	skeins
●	**598**	Light Turquoise	1,938	2
■	**BLANC**	White	932	1
▲	**704**	Bright Chartreuse	928	1
◆	**701**	Light Green	866	1
▼	**699**	Green	792	2
★	**601**	Dark Cranberry	744	1
❖	**603**	Cranberry	536	1
X	**739**	Ultra Very Light Tan	274	1
H	**433**	Medium Brown	260	1
+	**3811**	Very Light Turquoise	204	1
=	**437**	Light Tan	174	1
Z	**605**	Very Light Cranberry	90	1
A	**3827**	Pale Golden Brown	88	1
V	**435**	Very Light Brown	84	1
T	**970**	Light Pumpkin	80	1
N	**946**	Medium Burnt Orange	42	1
S	**741**	Medium Tangerine	34	1
K	**3371**	Black Brown	34	1

Skeins are estimates, with the two extra rows: the thread a stitch takes on the front and back of 18 mesh canvas, plus 30 percent, rounded up for each color.

Thread colors are approximate screen matches to DMC numbers. Check against real thread before you buy.

For your own stitching, gifts and handmade pieces you sell. Do not resell or share this PDF or copies of it.

Preppy baby bib

Needlepoint pattern

Columns 1 to 49, rows 1 to 90. Start at the red outline

This page is the dark part of the chart

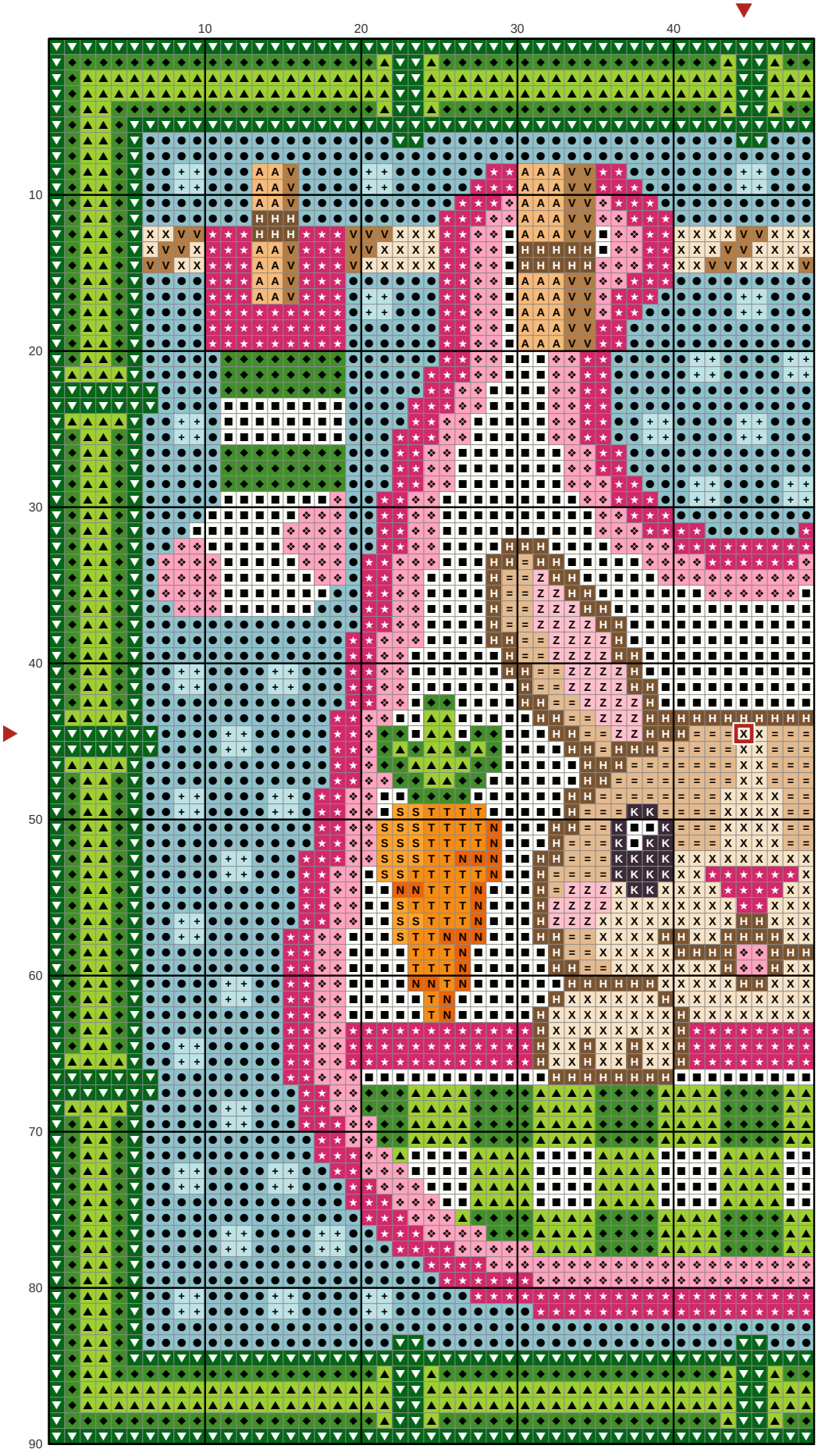

Key

- **DMC 598** Light Turquoise
- **DMC BLANC** White
- **DMC 704** Bright Chartreuse
- **DMC 701** Light Green
- **DMC 699** Green
- **DMC 601** Dark Cranberry
- **DMC 603** Cranberry
- **DMC 739** Ultra Very Light Tan
- **DMC 433** Medium Brown
- **DMC 3811** Very Light Turquoise
- **DMC 437** Light Tan
- **DMC 605** Very Light Cranberry
- **DMC 3827** Pale Golden Brown
- **DMC 435** Very Light Brown
- **DMC 970** Light Pumpkin
- **DMC 946** Medium Burnt Orange
- **DMC 741** Medium Tangerine
- **DMC 3371** Black Brown

Preppy baby bib

Needlepoint pattern

Columns 50 to 90, rows 1 to 90. Gray squares: charted already, do not stitch again

This page is the dark part of the chart

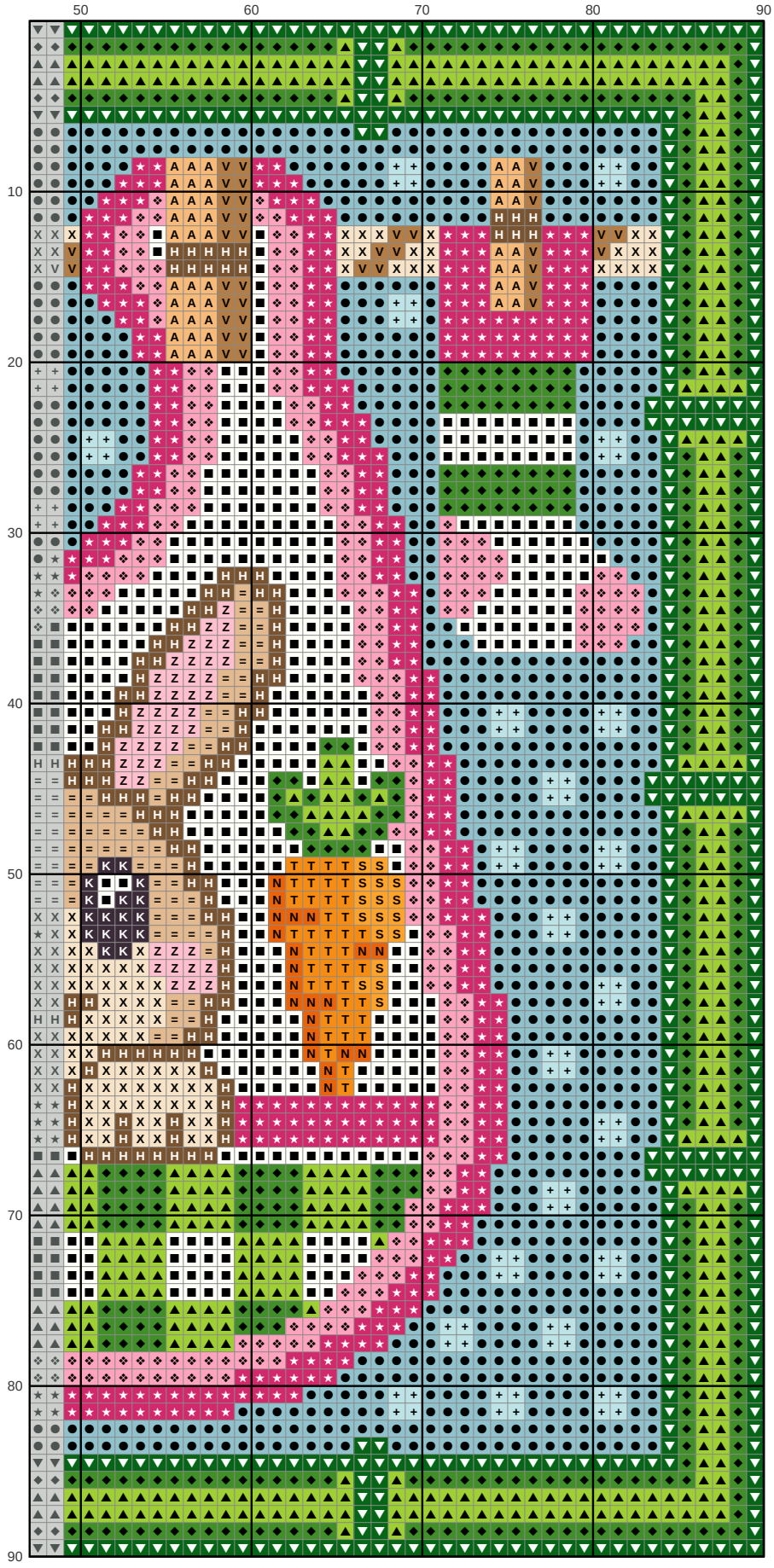

Key

- ● **DMC 598** Light Turquoise
- ■ **DMC BLANC** White
- ▲ **DMC 704** Bright Chartreuse
- ◆ **DMC 701** Light Green
- ▼ **DMC 699** Green
- ★ **DMC 601** Dark Cranberry
- ❖ **DMC 603** Cranberry
- X **DMC 739** Ultra Very Light Tan
- H **DMC 433** Medium Brown
- \+ **DMC 3811** Very Light Turquoise
- = **DMC 437** Light Tan
- Z **DMC 605** Very Light Cranberry
- A **DMC 3827** Pale Golden Brown
- V **DMC 435** Very Light Brown
- T **DMC 970** Light Pumpkin
- N **DMC 946** Medium Burnt Orange
- S **DMC 741** Medium Tangerine
- K **DMC 3371** Black Brown