Preppy badminton racquet with hydrangeas

Needlepoint pattern | 130 x 130 stitches | 10 x 10 in (25.4 x 25.4 cm) on 13 mesh | 20 colors



How to stitch it



1. Each square is one tent stitch, up at 1, down at 2. Lines in continental, right to left, the canvas upside down for the next row; wide areas in basketweave.
2. Cut 18 in of thread. Start and end it without a knot left behind.
3. Mark the middle of the canvas. It is the outlined square on page 2, column 65, row 65 (DMC BLANC): start there. Count threads, not holes.
4. Go on from it: picture first, background last. Gray squares are on two pages: stitch them once.
5. Last, two more rows all round, each stitch in the color it lies beside: the seam hides them.

First time? How to needlepoint: flossfield.com/needlepoint/guides/how-to-start/
How to read a chart: flossfield.com/needlepoint/guides/how-to-read-a-chart/

What you need

Canvas: blank mono canvas, 13 mesh (13 threads to the inch), cut 14.5 in square (36.8 cm).

Needle: blunt tapestry, size 20. Also masking tape for the cut edges, and small scissors.

Thread: six-strand floss, 20 colors, about 36 skeins in all (an estimate). Stitch with 7 strands (8 if canvas shows).

Make it a pillow: backing fabric, an insert the size of the stitching or an inch larger, and cord or piping for the edge. How to finish a pillow.

Thread list, DMC

			stitches	skeins
●	**504**	Very Light Blue Green	6,049	10
■	**3813**	Light Blue Green	3,125	5
▲	**793**	Medium Cornflower Blue	976	2
◆	**BLANC**	White	897	2
▼	**600**	Very Dark Cranberry	698	2
★	**602**	Medium Cranberry	645	1
❖	**794**	Light Cornflower Blue	627	1
X	**3747**	Very Light Blue Violet	579	1
H	**319**	Very Dark Pistachio Green	554	1
+	**3807**	Cornflower Blue	472	1
=	**341**	Light Blue Violet	449	1
Z	**963**	Ultra Very Light Dusty Rose	393	1
A	**604**	Light Cranberry	384	1
V	**320**	Medium Pistachio Green	382	1
T	**3348**	Light Yellow Green	258	1
N	**211**	Light Lavender	137	1
S	**210**	Medium Lavender	132	1
K	**209**	Dark Lavender	71	1
E	**415**	Pearl Gray	37	1
C	**743**	Medium Yellow	35	1

Skeins are estimates, with the two extra rows: the thread a stitch takes on the front and back of 13 mesh canvas, plus 30 percent, rounded up for each color.

Thread colors are approximate screen matches to DMC numbers. Check against real thread before you buy.

For your own stitching, gifts and handmade pieces you sell. Do not resell or share this PDF or copies of it.

Preppy badminton racquet with hydrangeas

Columns 1 to 69, rows 1 to 69. Start at the red outline

This page is the dark part of the chart

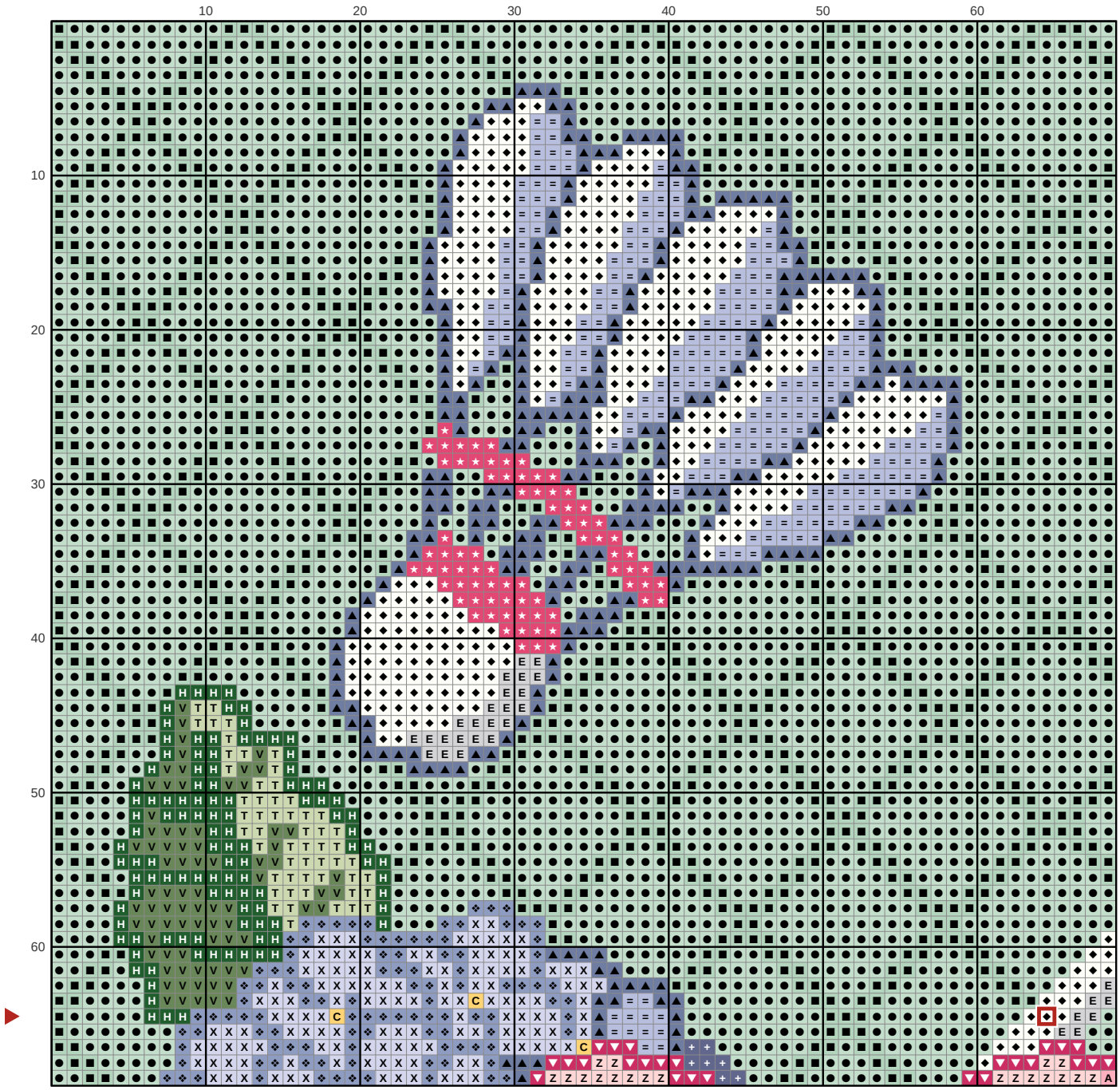

Key

- ● **DMC 504** Very Light Blue Green
- ■ **DMC 3813** Light Blue Green
- ▲ **DMC 793** Medium Cornflower Blue
- ◆ **DMC BLANC** White
- ▼ **DMC 600** Very Dark Cranberry
- ★ **DMC 602** Medium Cranberry
- ❖ **DMC 794** Light Cornflower Blue
- X **DMC 3747** Very Light Blue Violet
- H **DMC 319** Very Dark Pistachio Green
- \+ **DMC 3807** Cornflower Blue
- = **DMC 341** Light Blue Violet
- Z **DMC 963** Ultra Very Light Dusty Rose
- A **DMC 604** Light Cranberry
- V **DMC 320** Medium Pistachio Green
- T **DMC 3348** Light Yellow Green
- E **DMC 415** Pearl Gray
- C **DMC 743** Medium Yellow

Preppy badminton racquet with hydrangeas

Columns 70 to 130, rows 1 to 69. Gray squares: charted already, do not stitch again

This page is the dark part of the chart



Key

- ● **DMC 504** Very Light Blue Green
- ■ **DMC 3813** Light Blue Green
- ◆ **DMC BLANC** White
- ▼ **DMC 600** Very Dark Cranberry
- ★ **DMC 602** Medium Cranberry
- Z **DMC 963** Ultra Very Light Dusty Rose
- A **DMC 604** Light Cranberry
- E **DMC 415** Pearl Gray

Preppy badminton racquet with hydrangeas

Columns 1 to 69, rows 70 to 130. Gray squares: charted already, do not stitch again

This page is the dark part of the chart

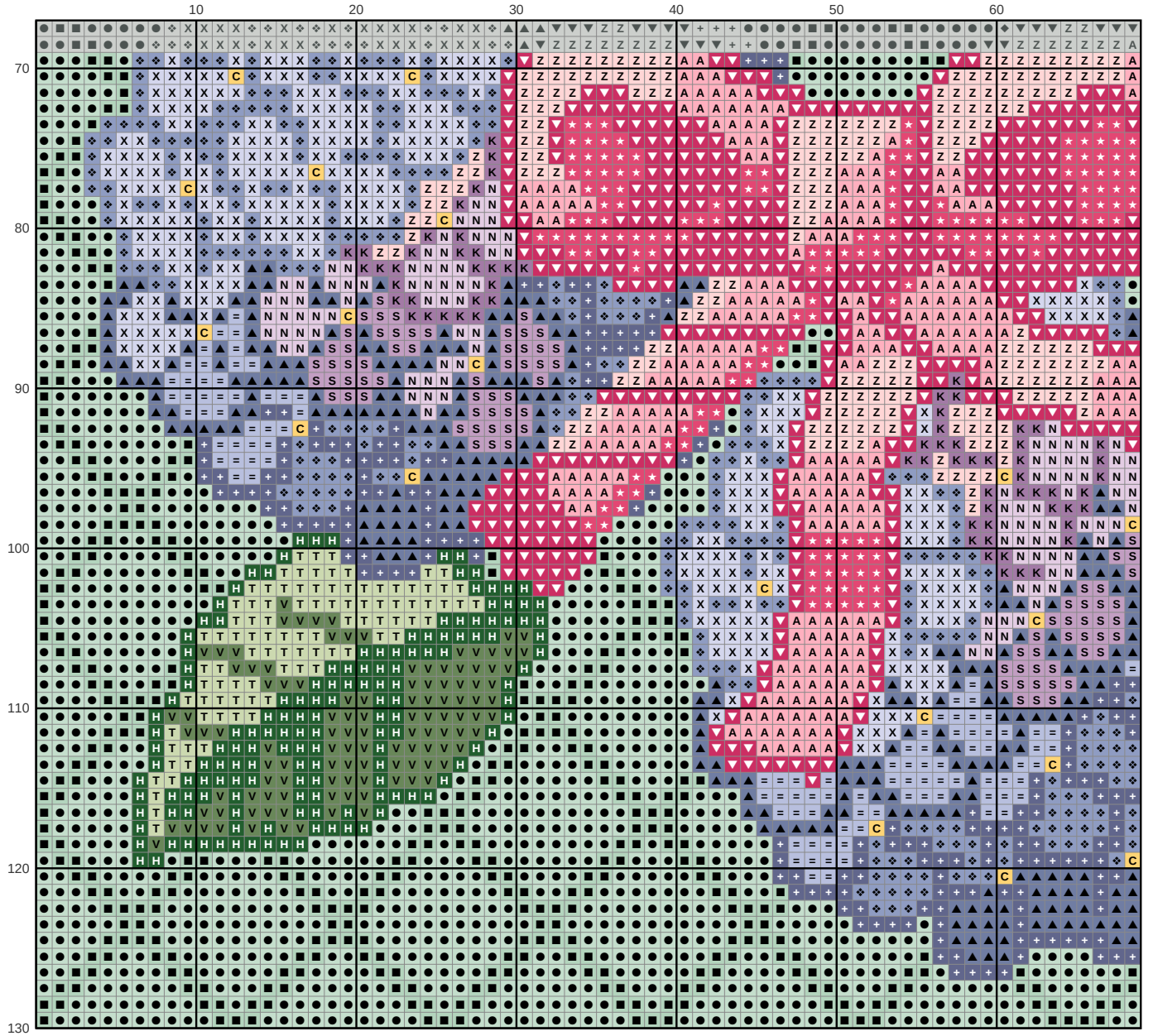

Key

- ● **DMC 504** Very Light Blue Green
- ■ **DMC 3813** Light Blue Green
- ▲ **DMC 793** Medium Cornflower Blue
- ▼ **DMC 600** Very Dark Cranberry
- ★ **DMC 602** Medium Cranberry
- ❖ **DMC 794** Light Cornflower Blue
- X **DMC 3747** Very Light Blue Violet
- H **DMC 319** Very Dark Pistachio Green
- \+ **DMC 3807** Cornflower Blue
- = **DMC 341** Light Blue Violet
- Z **DMC 963** Ultra Very Light Dusty Rose
- A **DMC 604** Light Cranberry
- V **DMC 320** Medium Pistachio Green
- T **DMC 3348** Light Yellow Green
- N **DMC 211** Light Lavender
- S **DMC 210** Medium Lavender
- K **DMC 209** Dark Lavender
- C **DMC 743** Medium Yellow

Preppy badminton racquet with hydrangeas

Columns 70 to 130, rows 70 to 130. Gray squares: charted already, do not stitch again

This page is the dark part of the chart

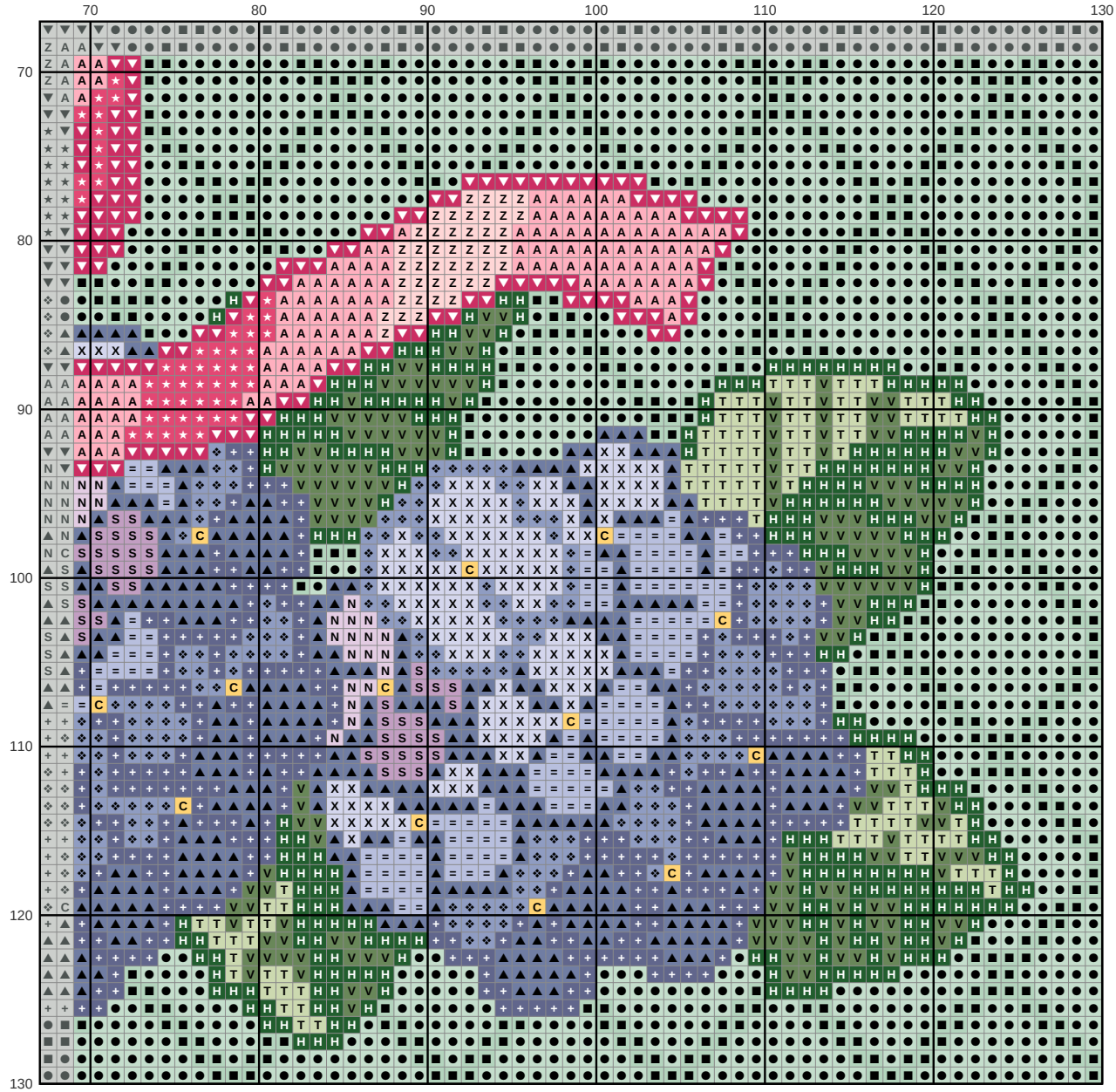

Key

- ● **DMC 504** Very Light Blue Green
- ■ **DMC 3813** Light Blue Green
- ▲ **DMC 793** Medium Cornflower Blue
- ▼ **DMC 600** Very Dark Cranberry
- ★ **DMC 602** Medium Cranberry
- ❖ **DMC 794** Light Cornflower Blue
- X **DMC 3747** Very Light Blue Violet
- H **DMC 319** Very Dark Pistachio Green
- \+ **DMC 3807** Cornflower Blue
- = **DMC 341** Light Blue Violet
- Z **DMC 963** Ultra Very Light Dusty Rose
- A **DMC 604** Light Cranberry
- V **DMC 320** Medium Pistachio Green
- T **DMC 3348** Light Yellow Green
- N **DMC 211** Light Lavender
- S **DMC 210** Medium Lavender
- C **DMC 743** Medium Yellow