Ballet slippers and ribbon trellis

Needlepoint pattern | 160 x 160 stitches | 16 x 16 in (40.6 x 40.6 cm) on 10 mesh | 7 colors



Thread key

			stitches	yards	skeins of pearl
●	**DMC 3808**	Ultra Very Dark Turquoise	9,076	112	14
■	**DMC 3865**	Winter White	4,740	59	8
▲	**DMC 761**	Light Salmon	4,118	51	7
◆	**DMC 3817**	Light Celadon Green	3,563	44	6
▼	**DMC 3328**	Dark Salmon	3,335	42	6
★	**DMC 815**	Medium Garnet	421	6	1
❖	**DMC 502**	Blue Green	347	5	1

One chart square is one tent stitch over one canvas intersection.

Cut the canvas at least 20 x 20 in (50.8 x 50.8 cm) for 10 mesh: the design and 2 in (5.1 cm) of margin on every side.

25,600 stitches in all. Start from the center: a red arrow above the chart marks the center column, and one to the left of it the center row. The arrows are on the pages those lines cross.

The chart is on 5 pages, each cut to what is stitched: bare canvas has no page, and a join falls on plain ground where it can. Pages 2 and 3 are turned on their side, for a part that is wider than it is tall. Where chart pages join, gray squares repeat two rows or columns. The small picture at the top of each chart page shows which part it is.

Thread: pearl cotton size 3, 2 strands in the needle on 10 mesh, about 43 skeins of 16.4 yd in all. Or six-strand floss, 8 to 10 strands, about 63 skeins of 8.7 yd; or tapestry wool, 1 strand, about 39 skeins of 8.7 yd; or Persian wool, 3 strands, about 43 skeins of 8 yd. Wool is numbered differently: match it by eye. Needle: tapestry, size 16 or 18.

Yards and skeins are estimates: the thread a stitch takes on the front and back of 10 mesh canvas, plus 30 percent, rounded up for each color (about 319 yards in all, as the thread lies in the needle).

Thread colors are approximate screen matches to DMC numbers. Check against real thread before you buy.

Make it a pillow: also have backing fabric, an insert the size of the stitching or an inch larger, and cord or piping for the edge. The seam takes the last two rows: stitch two extra rows all round, or keep the edge plain. "How to finish a pillow" is a guide linked from this pattern's page.

For your own stitching, gifts and handmade pieces you sell. Do not resell or share this PDF or copies of it.

Ballet slippers and ribbon trellis

Needlepoint pattern

Chart 1 of 5: columns 1 to 80, rows 1 to 69

This page is the dark part of the chart



Key

- DMC 3808
- DMC 3865 Winter White
- DMC 761 Light Salmon
- DMC 3817
- DMC 3328 Dark Salmon
- DMC 815 Medium Garnet
- DMC 502 Blue Green

Ballet slippers and ribbon trellis

Needlepoint pattern

Chart 2 of 5: columns 81 to 160, rows 1 to 69; gray squares repeat columns 79 and 80

This page is the dark part of the chart



Key

- DMC 3808
- DMC 3865
- DMC 761
- DMC 3817
- DMC 3328
- DMC 815
- DMC 502

Ballet slippers and ribbon trellis

Needlepoint pattern

Chart 3 of 5: columns 1 to 54, rows 70 to 160; gray squares repeat rows 68 and 69

This page is the dark part of the chart



Key

- DMC 3808
- DMC 3865 Winter White
- DMC 761 Light Salmon
- DMC 3817
- DMC 3328 Dark Salmon
- DMC 815 Medium Garnet
- DMC 502 Blue Green

Ballet slippers and ribbon trellis

Needlepoint pattern

This page is the dark part of the chart

Chart 4 of 5: columns 55 to 107, rows 70 to 160; gray squares repeat columns 53 and 54 and rows 68 and 69



Key

- DMC 3808
- DMC 3865 Winter White
- DMC 761 Light Salmon
- DMC 3817
- DMC 3328 Dark Salmon
- DMC 815 Medium Garnet
- DMC 502 Blue Green

Ballet slippers and ribbon trellis

Needlepoint pattern

This page is the dark part of the chart

Chart 5 of 5: columns 108 to 160, rows 70 to 160; gray squares repeat columns 106 and 107 and rows 68 and 69



Key

- DMC 3808
- DMC 3865 Winter White
- DMC 761 Light Salmon
- DMC 3817
- DMC 3328 Dark Salmon
- DMC 815 Medium Garnet
- DMC 502 Blue Green