Preppy bar cart with a parrot

Needlepoint pattern | 90 x 90 stitches | 5 x 5 in (12.7 x 12.7 cm) on 18 mesh | 18 colors



How to stitch it



1. Each square is one tent stitch, up at 1, down at 2. Lines in continental, right to left, the canvas upside down for the next row; wide areas in basketweave.
2. Cut 18 in of thread. Start and end it without a knot left behind.
3. Mark the middle of the canvas. It is the outlined square on page 2, column 45, row 45 (DMC 726): start there. Count threads, not holes.
4. Go on from it: picture first, background last. Gray squares are on two pages: stitch them once.
5. Last, two more rows all round, each stitch in the color it lies beside: the opening's edge hides them.

First time? How to needlepoint: flossfield.com/needlepoint/guides/how-to-start/
How to read a chart: flossfield.com/needlepoint/guides/how-to-read-a-chart/

What you need

Canvas: blank mono canvas, 18 mesh (18 threads to the inch), cut 9.5 in square (24.1 cm).

Needle: blunt tapestry, size 22. Also masking tape for the cut edges, and small scissors.

Thread: six-strand floss, 18 colors, about 20 skeins in all (an estimate). Stitch with 4 strands (5 or 6 if canvas shows).

Fit it into a lid: the box or tray, acid-free board and backing. Measure the opening first.
How to fit it into a lid.

Thread list, DMC

			stitches	skeins
●	702	Kelly Green	1,713	2
■	704	Bright Chartreuse	1,160	2
▲	605	Very Light Cranberry	1,030	1
◆	818	Baby Pink	671	1
▼	699	Green	636	1
★	726	Light Topaz	571	1
❖	BLANC	White	541	1
X	780	Ultra Very Dark Topaz	384	1
H	798	Dark Delft Blue	317	1
+	823	Dark Navy Blue	268	1
=	3841	Pale Baby Blue	241	1
Z	783	Medium Topaz	179	1
A	600	Very Dark Cranberry	168	1
V	3325	Light Baby Blue	107	1
T	727	Very Light Topaz	72	1
N	603	Cranberry	24	1
S	741	Medium Tangerine	10	1
K	921	Copper	8	1

Skeins are estimates, with the two extra rows: the thread a stitch takes on the front and back of 18 mesh canvas, plus 30 percent, rounded up for each color.

Thread colors are approximate screen matches to DMC numbers. Check against real thread before you buy.

For your own stitching, gifts and handmade pieces you sell. Do not resell or share this PDF or copies of it.

Preppy bar cart with a parrot

Needlepoint pattern

Columns 1 to 49, rows 1 to 90. Start at the red outline

This page is the dark part of the chart



Key

- DMC 702 — Kelly Green
- DMC 704 — Bright Chartreuse
- DMC 605 — Very Light Cranberry
- DMC 818 — Baby Pink
- DMC 699 — Green
- DMC 726 — Light Topaz
- DMC BLANC — White
- DMC 780 — Ultra Very Dark Topaz
- DMC 798 — Dark Delft Blue
- DMC 823 — Dark Navy Blue
- DMC 3841 — Pale Baby Blue
- DMC 783 — Medium Topaz
- DMC 600 — Very Dark Cranberry
- DMC 3325 — Light Baby Blue
- DMC 727 — Very Light Topaz
- DMC 603 — Cranberry

Preppy bar cart with a parrot Needlepoint pattern

Columns 50 to 90, rows 1 to 90. Gray squares: charted already, do not stitch again

This page is the dark part of the chart



Key

- ● **DMC 702** Kelly Green
- ■ **DMC 704** Bright Chartreuse
- ▲ **DMC 605** Very Light Cranberry
- ◆ **DMC 818** Baby Pink
- ▼ **DMC 699** Green
- ★ **DMC 726** Light Topaz
- ❖ **DMC BLANC** White
- X **DMC 780** Ultra Very Dark Topaz
- H **DMC 798** Dark Delft Blue
- \+ **DMC 823** Dark Navy Blue
- = **DMC 3841** Pale Baby Blue
- Z **DMC 783** Medium Topaz
- A **DMC 600** Very Dark Cranberry
- V **DMC 3325** Light Baby Blue
- T **DMC 727** Very Light Topaz
- N **DMC 603** Cranberry
- S **DMC 741** Medium Tangerine
- K **DMC 921** Copper