Preppy beach house

Needlepoint pattern | 90 x 90 stitches | 5 x 5 in (12.7 x 12.7 cm) on 18 mesh | 17 colors



How to stitch it



1. Each square is one tent stitch, up at 1, down at 2. Lines in continental, right to left, the canvas upside down for the next row; wide areas in basketweave.
2. Cut 18 in of thread. Start and end it without a knot left behind.
3. Mark the middle of the canvas. It is the outlined square on page 2, column 45, row 45 (DMC 336): start there. Count threads, not holes.
4. Go on from it: picture first, background last. Gray squares are on two pages: stitch them once.
5. Last, two more rows all round in DMC 336: the opening's edge hides them.

First time? How to needlepoint: flossfield.com/needlepoint/guides/how-to-start/
How to read a chart: flossfield.com/needlepoint/guides/how-to-read-a-chart/

What you need

Canvas: blank mono canvas, 18 mesh (18 threads to the inch), cut 9.5 in square (24.1 cm).

Needle: blunt tapestry, size 22. Also masking tape for the cut edges, and small scissors.

Thread: six-strand floss, 17 colors, about 19 skeins in all (an estimate). Stitch with 4 strands (5 or 6 if canvas shows).

Fit it into a lid: the box or tray, acid-free board and backing. Measure the opening first.
How to fit it into a lid.

Thread list, DMC

			stitches	skeins
●	**BLANC**	White	1,699	2
■	**336**	Navy Blue	1,697	2
▲	**3325**	Light Baby Blue	1,235	1
◆	**601**	Dark Cranberry	765	1
▼	**798**	Dark Delft Blue	466	1
★	**895**	Very Dark Hunter Green	343	1
❖	**799**	Medium Delft Blue	330	1
X	**644**	Medium Beige Gray	246	1
H	**700**	Bright Green	213	1
+	**3843**	Electric Blue	210	1
=	**602**	Medium Cranberry	207	1
Z	**642**	Dark Beige Gray	158	1
A	**3841**	Pale Baby Blue	130	1
V	**703**	Chartreuse	128	1
T	**739**	Ultra Very Light Tan	116	1
N	**818**	Baby Pink	87	1
S	**603**	Cranberry	70	1

Skeins are estimates, with the two extra rows: the thread a stitch takes on the front and back of 18 mesh canvas, plus 30 percent, rounded up for each color.

Thread colors are approximate screen matches to DMC numbers. Check against real thread before you buy.

For your own stitching, gifts and handmade pieces you sell. Do not resell or share this PDF or copies of it.

Preppy beach house

Needlepoint pattern

Columns 1 to 49, rows 1 to 90. Start at the red outline

This page is the dark part of the chart



Key

- **DMC BLANC** White
- **DMC 336** Navy Blue
- **DMC 3325** Light Baby Blue
- **DMC 601** Dark Cranberry
- **DMC 798** Dark Delft Blue
- **DMC 895** Very Dark Hunter Green
- **DMC 799** Medium Delft Blue
- **DMC 644** Medium Beige Gray
- **DMC 700** Bright Green
- **DMC 3843** Electric Blue
- **DMC 602** Medium Cranberry
- **DMC 642** Dark Beige Gray
- **DMC 3841** Pale Baby Blue
- **DMC 703** Chartreuse
- **DMC 739** Ultra Very Light Tan
- **DMC 818** Baby Pink
- **DMC 603** Cranberry

Preppy beach house

Needlepoint pattern

Columns 50 to 90, rows 1 to 90. Gray squares: charted already, do not stitch again

This page is the dark part of the chart



Key

- ● **DMC BLANC** White
- ■ **DMC 336** Navy Blue
- ▲ **DMC 3325** Light Baby Blue
- ◆ **DMC 601** Dark Cranberry
- ▼ **DMC 798** Dark Delft Blue
- ★ **DMC 895** Very Dark Hunter Green
- ❖ **DMC 799** Medium Delft Blue
- X **DMC 644** Medium Beige Gray
- H **DMC 700** Bright Green
- \+ **DMC 3843** Electric Blue
- = **DMC 602** Medium Cranberry
- Z **DMC 642** Dark Beige Gray
- A **DMC 3841** Pale Baby Blue
- V **DMC 703** Chartreuse
- T **DMC 739** Ultra Very Light Tan
- N **DMC 818** Baby Pink
- S **DMC 603** Cranberry