Tortoiseshell flask with gold bees

Needlepoint pattern | 153 x 72 stitches | 8.5 x 4 in (21.6 x 10.2 cm) on 18 mesh | 10 colors



How to stitch it



1. Each square is one tent stitch, up at 1, down at 2. Lines in continental, right to left, the canvas upside down for the next row; wide areas in basketweave.
2. Cut 18 in of thread. Start and end it without a knot left behind.
3. Mark the middle of the canvas. It is the outlined square on page 2, column 77, row 36 (DMC 938): start there. Count threads, not holes.
4. Go on from it: picture first, background last. Gray squares are on two pages: stitch them once.
5. When it is done, block it square.

First time? How to needlepoint: flossfield.com/needlepoint/guides/how-to-start/
How to read a chart: flossfield.com/needlepoint/guides/how-to-read-a-chart/

What you need

Canvas: blank mono canvas, 18 mesh (18 threads to the inch), cut 12.5 in wide x 8 in high (31.8 x 20.3 cm).

Needle: blunt tapestry, size 22. Also masking tape for the cut edges, and small scissors.

Thread: six-strand floss, 10 colors, about 13 skeins in all (an estimate). Stitch with 4 strands (5 or 6 if canvas shows).

Put it round a flask: a finisher who covers flasks. Ask for the size of the flask and the extra rows before you stitch the edge. What to make: to wear and carry.

Thread list

			stitches	skeins of floss
●	**DMC 938**	Ultra Dark Coffee Brown	2,517	2
■	**DMC 301**	Medium Mahogany	1,847	2
▲	**DMC 725**	Medium Light Topaz	1,631	2
◆	**DMC 780**	Ultra Very Dark Topaz	984	1
▼	**DMC 3823**	Ultra Pale Yellow	804	1
★	**DMC 300**	Very Dark Mahogany	778	1
❖	**DMC 3776**	Light Mahogany	772	1
X	**DMC 783**	Medium Topaz	765	1
H	**DMC 745**	Light Pale Yellow	674	1
+	**DMC 3853**	Dark Autumn Gold	244	1

Skeins are estimates: the thread a stitch takes on the front and back of 18 mesh canvas, plus 30 percent, rounded up for each color.
Thread colors are approximate screen matches to DMC numbers. Check against real thread before you buy.
For your own stitching, gifts and handmade pieces you sell. Do not resell or share this PDF or copies of it.

Tortoiseshell flask with gold bees

Needlepoint pattern

Columns 1 to 77, rows 1 to 72. Start at the red outline

This page is the dark part of the chart



Key

- **DMC 938** Ultra Dark Coffee Brown
- **DMC 301** Medium Mahogany
- **DMC 725** Medium Light Topaz
- **DMC 780** Ultra Very Dark Topaz
- **DMC 3823** Ultra Pale Yellow
- **DMC 300** Very Dark Mahogany
- **DMC 3776** Light Mahogany
- **DMC 783** Medium Topaz
- **DMC 745** Light Pale Yellow
- **DMC 3853** Dark Autumn Gold

Tortoiseshell flask with gold bees

Needlepoint pattern

Columns 78 to 153, rows 1 to 72. Gray squares: charted already, do not stitch again

This page is the dark part of the chart



Key

- **DMC 938** Ultra Dark Coffee Brown
- **DMC 301** Medium Mahogany
- **DMC 725** Medium Light Topaz
- **DMC 780** Ultra Very Dark Topaz
- **DMC 3823** Ultra Pale Yellow
- **DMC 300** Very Dark Mahogany
- **DMC 3776** Light Mahogany
- **DMC 783** Medium Topaz
- **DMC 745** Light Pale Yellow
- **DMC 3853** Dark Autumn Gold