Preppy bird feeder with goldfinches

Needlepoint pattern | 90 x 90 stitches | 5 x 5 in (12.7 x 12.7 cm) on 18 mesh | 18 colors



How to stitch it



1. Each square is one tent stitch, up at 1, down at 2. Lines in continental, right to left, the canvas upside down for the next row; wide areas in basketweave.
2. Cut 18 in of thread. Start and end it without a knot left behind.
3. Mark the middle of the canvas. It is the outlined square on page 2, column 45, row 45 (DMC 898): start there. Count threads, not holes.
4. Go on from it: picture first, background last. Gray squares are on two pages: stitch them once.
5. Last, two more rows all round, each stitch in the color it lies beside: the opening's edge hides them.

First time? How to needlepoint: flossfield.com/needlepoint/guides/how-to-start/
How to read a chart: flossfield.com/needlepoint/guides/how-to-read-a-chart/

What you need

Canvas: blank mono canvas, 18 mesh (18 threads to the inch), cut 9.5 in square (24.1 cm).

Needle: blunt tapestry, size 22. Also masking tape for the cut edges, and small scissors.

Thread: six-strand floss, 18 colors, about 20 skeins in all (an estimate). Stitch with 4 strands (5 or 6 if canvas shows).

Fit it into a lid: the box or tray, acid-free board and backing. Measure the opening first.
How to fit it into a lid.

Thread list, DMC

			stitches	skeins
●	**519**	Sky Blue	2,013	2
■	**BLANC**	White	1,148	1
▲	**809**	Delft Blue	1,008	2
◆	**336**	Navy Blue	672	1
▼	**699**	Green	590	1
★	**602**	Medium Cranberry	510	1
❖	**3766**	Light Peacock Blue	408	1
X	**604**	Light Cranberry	368	1
H	**726**	Light Topaz	321	1
+	**3841**	Pale Baby Blue	284	1
=	**310**	Black	264	1
Z	**437**	Light Tan	128	1
A	**898**	Very Dark Coffee Brown	110	1
V	**727**	Very Light Topaz	69	1
T	**702**	Kelly Green	66	1
N	**921**	Copper	63	1
S	**783**	Medium Topaz	60	1
K	**722**	Light Orange Spice	18	1

Skeins are estimates, with the two extra rows: the thread a stitch takes on the front and back of 18 mesh canvas, plus 30 percent, rounded up for each color.

Thread colors are approximate screen matches to DMC numbers. Check against real thread before you buy.

For your own stitching, gifts and handmade pieces you sell. Do not resell or share this PDF or copies of it.

Preppy bird feeder with goldfinches

Needlepoint pattern

Columns 1 to 49, rows 1 to 90. Start at the red outline

This page is the dark part of the chart

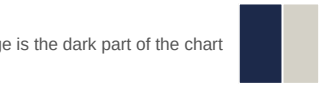



Key

- ● **DMC 519** Sky Blue
- ■ **DMC BLANC** White
- ▲ **DMC 809** Delft Blue
- ◆ **DMC 336** Navy Blue
- ▼ **DMC 699** Green
- ★ **DMC 602** Medium Cranberry
- ❖ **DMC 3766** Light Peacock Blue
- X **DMC 604** Light Cranberry
- H **DMC 726** Light Topaz
- \+ **DMC 3841** Pale Baby Blue
- = **DMC 310** Black
- Z **DMC 437** Light Tan
- A **DMC 898** Very Dark Coffee Brown
- V **DMC 727** Very Light Topaz
- T **DMC 702** Kelly Green
- N **DMC 921** Copper
- S **DMC 783** Medium Topaz
- K **DMC 722** Light Orange Spice

Preppy bird feeder with goldfinches

Needlepoint pattern

Columns 50 to 90, rows 1 to 90. Gray squares: charted already, do not stitch again

This page is the dark part of the chart



Key

- ● **DMC 519** Sky Blue
- ■ **DMC BLANC** White
- ▲ **DMC 809** Delft Blue
- ◆ **DMC 336** Navy Blue
- ▼ **DMC 699** Green
- ★ **DMC 602** Medium Cranberry
- ❖ **DMC 3766** Light Peacock Blue
- X **DMC 604** Light Cranberry
- H **DMC 726** Light Topaz
- \+ **DMC 3841** Pale Baby Blue
- = **DMC 310** Black
- Z **DMC 437** Light Tan
- A **DMC 898** Very Dark Coffee Brown
- V **DMC 727** Very Light Topaz
- T **DMC 702** Kelly Green
- N **DMC 921** Copper
- S **DMC 783** Medium Topaz
- K **DMC 722** Light Orange Spice