Preppy April birthstone: diamond

Needlepoint pattern | 104 x 104 stitches | 8 x 8 in (20.3 x 20.3 cm) on 13 mesh | 16 colors



How to stitch it



1. Each square is one tent stitch, up at 1, down at 2. Lines in continental, right to left, the canvas upside down for the next row; wide areas in basketweave.
2. Cut 18 in of thread. Start and end it without a knot left behind.
3. Mark the middle of the canvas. It is the outlined square on page 2, column 52, row 52 (DMC BLANC): start there. Count threads, not holes.
4. Go on from it: picture first, background last. Gray squares are on two pages: stitch them once.
5. Last, two more rows all round, each stitch in the color it lies beside: the seam hides them.

First time? How to needlepoint: flossfield.com/needlepoint/guides/how-to-start/
How to read a chart: flossfield.com/needlepoint/guides/how-to-read-a-chart/

What you need

Canvas: blank mono canvas, 13 mesh (13 threads to the inch), cut 12.5 in square (31.8 cm).

Needle: blunt tapestry, size 20. Also masking tape for the cut edges, and small scissors.

Thread: six-strand floss, 16 colors, about 28 skeins in all (an estimate). Stitch with 7 strands (8 if canvas shows).

Make it a pillow: backing fabric, an insert the size of the stitching or an inch larger, and cord or piping for the edge. How to finish a pillow.

Thread list, DMC

			stitches	skeins
●	819	Light Baby Pink	2,252	5
■	823	Dark Navy Blue	2,011	3
▲	BLANC	White	1,820	3
◆	603	Cranberry	1,210	3
▼	699	Green	1,034	2
★	3325	Light Baby Blue	841	2
❖	701	Light Green	340	1
X	334	Medium Baby Blue	304	1
H	704	Bright Chartreuse	280	1
+	3755	Baby Blue	208	1
=	3708	Light Melon	128	1
Z	726	Light Topaz	116	1
A	727	Very Light Topaz	84	1
V	3841	Pale Baby Blue	76	1
T	783	Medium Topaz	56	1
N	775	Very Light Baby Blue	56	1

Skeins are estimates, with the two extra rows: the thread a stitch takes on the front and back of 13 mesh canvas, plus 30 percent, rounded up for each color.

Thread colors are approximate screen matches to DMC numbers. Check against real thread before you buy.

For your own stitching, gifts and handmade pieces you sell. Do not resell or share this PDF or copies of it.

Preppy April birthstone: diamond

Needlepoint pattern

Columns 1 to 56, rows 1 to 104. Start at the red outline

This page is the dark part of the chart

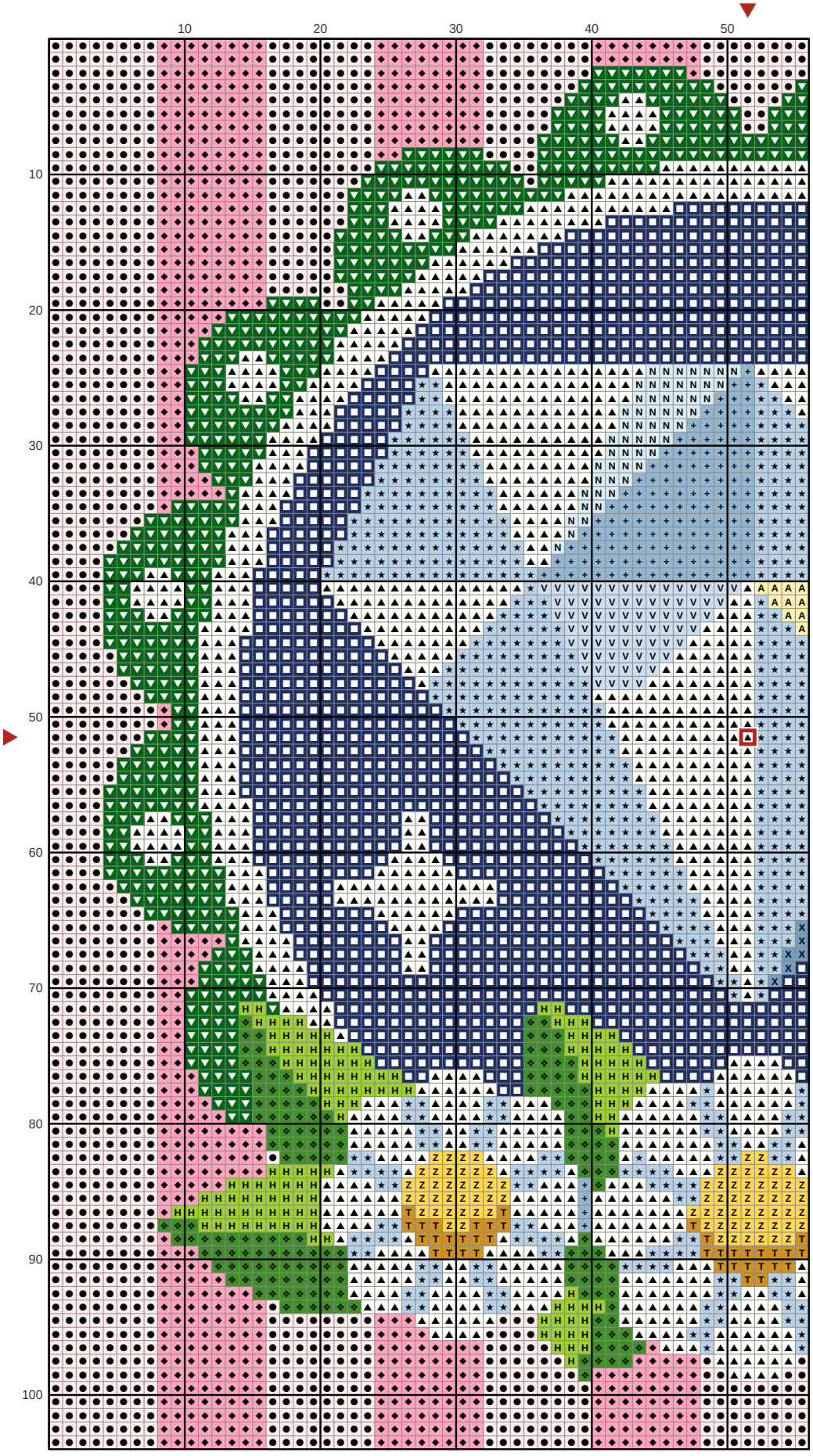

Key

- ● **DMC 819** Light Baby Pink
- ■ **DMC 823** Dark Navy Blue
- ▲ **DMC BLANC** White
- ◆ **DMC 603** Cranberry
- ▼ **DMC 699** Green
- ★ **DMC 3325** Light Baby Blue
- ❖ **DMC 701** Light Green
- X **DMC 334** Medium Baby Blue
- H **DMC 704** Bright Chartreuse
- \+ **DMC 3755** Baby Blue
- Z **DMC 726** Light Topaz
- A **DMC 727** Very Light Topaz
- V **DMC 3841** Pale Baby Blue
- T **DMC 783** Medium Topaz
- N **DMC 775** Very Light Baby Blue

Preppy April birthstone: diamond Needlepoint pattern

Columns 57 to 104, rows 1 to 104. Gray squares: charted already, do not stitch again

This page is the dark part of the chart



Key

- DMC 819 Light Baby Pink
- DMC 823 Dark Navy Blue
- DMC BLANC White
- DMC 603 Cranberry
- DMC 699 Green
- DMC 3325 Light Baby Blue
- DMC 701 Light Green
- DMC 334 Medium Baby Blue
- DMC 704 Bright Chartreuse
- DMC 3755 Baby Blue
- DMC 3708 Light Melon
- DMC 726 Light Topaz
- DMC 727 Very Light Topaz
- DMC 783 Medium Topaz