Preppy July birthstone: ruby cherries

Needlepoint pattern | 104 x 104 stitches | 8 x 8 in (20.3 x 20.3 cm) on 13 mesh | 18 colors



How to stitch it



1. Each square is one tent stitch, up at 1, down at 2. Lines in continental, right to left, the canvas upside down for the next row; wide areas in basketweave.
2. Cut 18 in of thread. Start and end it without a knot left behind.
3. Mark the middle of the canvas. It is the outlined square on page 2, column 52, row 52 (DMC 498): start there. Count threads, not holes.
4. Go on from it: picture first, background last. Gray squares are on two pages: stitch them once.
5. Last, two more rows all round in DMC 3805: the seam hides them.

First time? How to needlepoint: flossfield.com/needlepoint/guides/how-to-start/
How to read a chart: flossfield.com/needlepoint/guides/how-to-read-a-chart/

What you need

Canvas: blank mono canvas, 13 mesh (13 threads to the inch), cut 12.5 in square (31.8 cm).

Needle: blunt tapestry, size 20. Also masking tape for the cut edges, and small scissors.

Thread: six-strand floss, 18 colors, about 28 skeins in all (an estimate). Stitch with 7 strands (8 if canvas shows).

Make it a pillow: backing fabric, an insert the size of the stitching or an inch larger, and cord or piping for the edge. How to finish a pillow.

Thread list, DMC

			stitches	skeins
●	3805	Cyclamen Pink	2,253	5
■	BLANC	White	1,509	3
▲	827	Very Light Blue	1,301	2
◆	702	Kelly Green	1,205	2
▼	775	Very Light Baby Blue	865	2
★	666	Bright Red	754	2
❖	498	Dark Red	558	1
X	3801	Very Dark Melon	543	1
H	3705	Dark Melon	389	1
+	600	Very Dark Cranberry	304	1
=	783	Medium Topaz	228	1
Z	814	Dark Garnet	210	1
A	704	Bright Chartreuse	180	1
V	700	Bright Green	141	1
T	3708	Light Melon	127	1
N	3806	Light Cyclamen Pink	96	1
S	3822	Light Straw	77	1
K	780	Ultra Very Dark Topaz	76	1

Skeins are estimates, with the two extra rows: the thread a stitch takes on the front and back of 13 mesh canvas, plus 30 percent, rounded up for each color.

Thread colors are approximate screen matches to DMC numbers. Check against real thread before you buy.

For your own stitching, gifts and handmade pieces you sell. Do not resell or share this PDF or copies of it.

Preppy July birthstone: ruby cherries

Needlepoint pattern

Columns 1 to 56, rows 1 to 104. Start at the red outline

This page is the dark part of the chart



Key

●	**DMC 3805**	Cyclamen Pink
■	**DMC BLANC**	White
▲	**DMC 827**	Very Light Blue
◆	**DMC 702**	Kelly Green
▼	**DMC 775**	Very Light Baby Blue
★	**DMC 666**	Bright Red
❖	**DMC 498**	Dark Red
X	**DMC 3801**	Very Dark Melon
H	**DMC 3705**	Dark Melon
+	**DMC 600**	Very Dark Cranberry
=	**DMC 783**	Medium Topaz
Z	**DMC 814**	Dark Garnet
A	**DMC 704**	Bright Chartreuse
V	**DMC 700**	Bright Green
T	**DMC 3708**	Light Melon
N	**DMC 3806**	Light Cyclamen Pink
S	**DMC 3822**	Light Straw
K	**DMC 780**	Ultra Very Dark Topaz

Preppy July birthstone: ruby cherries

Needlepoint pattern

Columns 57 to 104, rows 1 to 104. Gray squares: charted already, do not stitch again

This page is the dark part of the chart

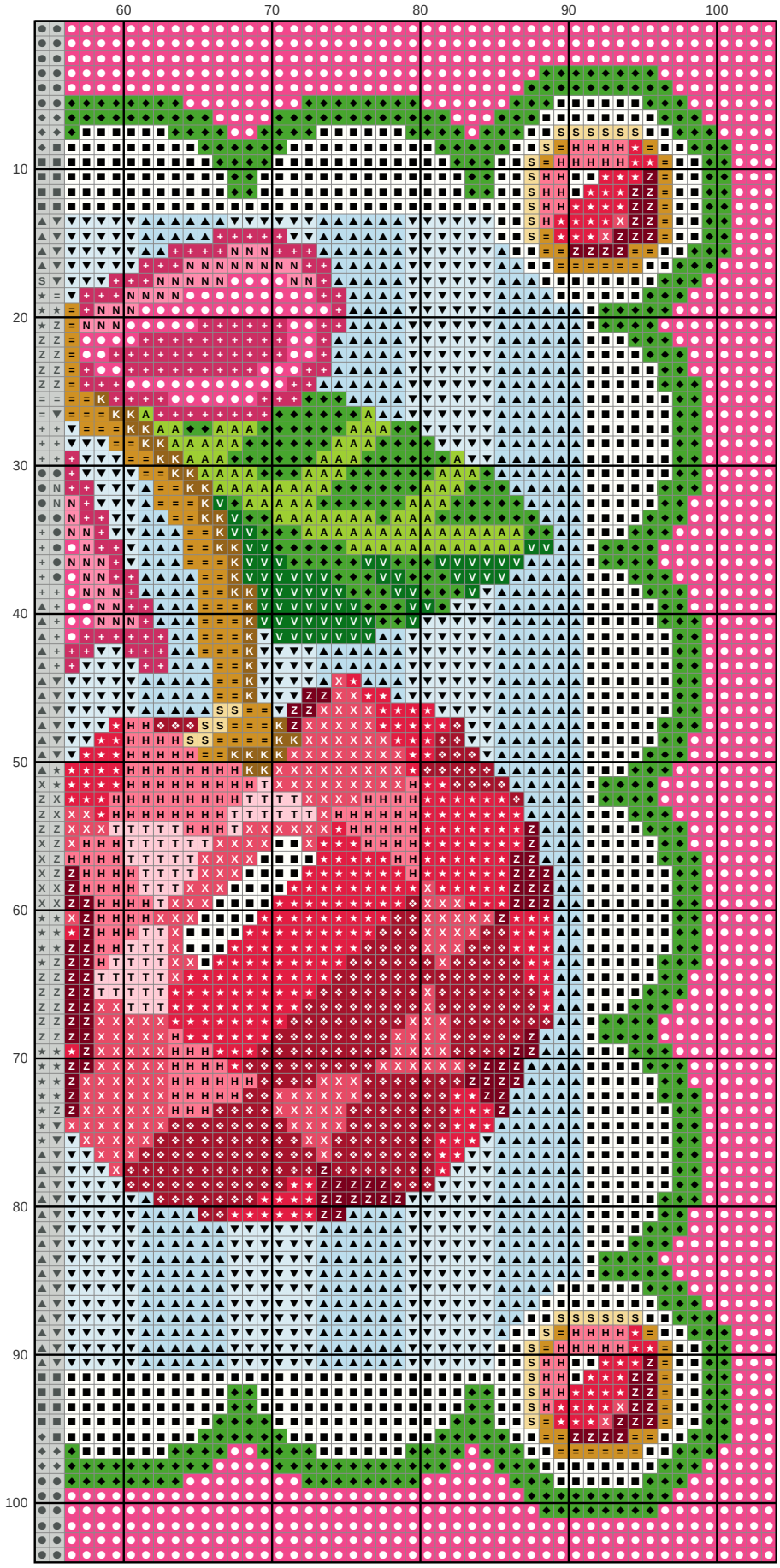

Key

- DMC 3805 Cyclamen Pink
- DMC BLANC White
- DMC 827 Very Light Blue
- DMC 702 Kelly Green
- DMC 775 Very Light Baby Blue
- DMC 666 Bright Red
- DMC 498 Dark Red
- DMC 3801 Very Dark Melon
- DMC 3705 Dark Melon
- DMC 600 Very Dark Cranberry
- DMC 783 Medium Topaz
- DMC 814 Dark Garnet
- DMC 704 Bright Chartreuse
- DMC 700 Bright Green
- DMC 3708 Light Melon
- DMC 3806 Light Cyclamen Pink
- DMC 3822 Light Straw
- DMC 780 Ultra Very Dark Topaz